



**Approval Authority Meeting**

Thursday, July 13, 2017

10:00 a.m.

**Location**

Alameda County Sheriff's Office OES

4985 Broder Blvd., Dublin, CA 94568

**OES Assembly Room**

**Agenda**

**1. CALL TO ORDER  
ROLL CALL**

UASI Chair	Anne Kronenberg, City and County of San Francisco
UASI Vice-Chair	Rich Lucia, County of Alameda
Member	Raemona Williams, City and County of San Francisco
Member	Cathey Eide, City of Oakland
Member	Raymond Riordan, City of San Jose
Member	Ken Kehmna, County of Santa Clara
Member	Mike Casten, County of Contra Costa
Member	Bob Doyle, County of Marin
Member	Gerry Malais, County of Monterey
Member	Trisha Sanchez, County of San Mateo
Member	Al Terrell, County of Sonoma

General Manager Craig Dziedzic

**2. APPROVAL OF THE MINUTES (Discussion, Possible Action)**

Discussion and possible action to approve the draft minutes from the May 11, 2017 regular meeting or take any other action related to the matter. *(Document for this item includes draft minutes from May 11, 2017.) 5 mins*

**3. GENERAL MANAGER'S REPORT (Discussion, Possible Action)**

General Manager Craig Dziedzic will present the General Manager's Report:

- (a) FY 2017 UASI Grant Update (Discussion Only)
- (b) Homeland Security Conference (Discussion Only)
- (c) Management Team Tracking Tool and Future Agenda Items (Discussion, Possible Action)

*(Documents for this item are a report and the Tracking Tool from Craig Dziedzic.) 5 mins*

- 4. FY17 UASI REGIONAL PROJECTS** (Discussion, Possible Action)  
Assistant General Manager Catherine Spaulding will present on the FY17 Regional Projects. *(Document for this item is a report from Catherine Spaulding.) 5 mins*
- 5. FY17 UASI GRANT ALLOCATIONS** (Discussion, Possible Action)  
Assistant General Manager Catherine Spaulding will present the FY17 UASI proposed allocations. *(Document for this item is a report from Catherine Spaulding.) 5 mins*
- 6. FY17 UASI HUB PROJECTS** (Discussion, Possible Action)  
Regional Program Manager Janell Myhre will present on FY17 Hub Projects. *(Documents for this item are a report and a PowerPoint from Janell Myhre.) 5 mins*
- 7. FY18 ASSET RISK AND CAPABILITY ASSESSMENT UPDATE** (Discussion, Possible Action)  
Project Manager Amy Ramirez will present an update of the Asset Risk and Capability Assessment. *(Documents for this item are a report and PowerPoint from Amy Ramirez.) 5 mins*
- 8. FY18 RISK AND GAP ANALYSIS** (Discussion, Possible Action)  
Assistant General Manager Catherine Spaulding will present the Bay Area UASI Risk and Gap Report. *(Document for this item is a report from Catherine Spaulding.) 5 mins*
- 9. FY18 PROJECT PROPOSAL GUIDANCE** (Discussion, Possible Action)  
Assistant General Manager Catherine Spaulding will present the FY18 Bay Area UASI Project Proposal Guidance for approval. *(Documents for this item are a report and an appendix from Catherine Spaulding.) 5 mins*
- 10. BAYRICS JPA QUARTERLY REPORT** (Discussion, Possible Action)  
BayRICS General Manager Barry Fraser will provide a quarterly report of the activities of the BayRICS JPA. *(Documents for this item are a report and a PowerPoint from Barry Fraser.) 5 mins*
- 11. UASI TRAVEL EXPENDITURES** (Discussion, Possible Action)  
Chief Financial Officer Tristan Levarado will present the travel expenditures for the Bay Area UASI. *(Document for this item is a report from Tristan Levarado.) 5 min*
- 12. ANNOUNCEMENTS-GOOD OF THE ORDER**
- 13. GENERAL PUBLIC COMMENT**  
Members of the Public may address the Approval Authority for up to three minutes on items within the jurisdiction of the Bay Area UASI Approval Authority.
- 14. ADJOURNMENT**

**If any materials related to an item on this agenda have been distributed to the Approval Authority members after distribution of the agenda packet, those materials are available for public inspection at the Bay Area UASI Management Office located at 711 Van Ness Avenue, Suite 420, San Francisco, CA 94102 during normal office hours, 8:00 a.m. - 5:00 p.m.**

**Public Participation:**

It is the policy of the Approval Authority to encourage and permit public participation and comment on matters within the Approval Authority's jurisdiction, as follows.

- *Public Comment on Agenda Items.* The Approval Authority will take public comment on each item on the agenda. The Approval Authority will take public comment on an action item before the Approval Authority takes action on that item. Persons addressing the Approval Authority on an agenda item shall confine their remarks to the particular agenda item. For each agenda item, each member of the public may address the Approval Authority once, for up to three minutes. The Chair may limit the public comment on an agenda item to less than three minutes per speaker, based on the nature of the agenda item, the number of anticipated speakers for that item, and the number and anticipated duration of other agenda items.
- *General Public Comment.* The Approval Authority shall include general public *comment* as an agenda item at each meeting of the Approval Authority. During general public comment, each member of the public may address the Approval Authority on matters within the Approval Authority's jurisdiction. Issues discussed during general public comment must not appear elsewhere on the agenda for that meeting. Each member of the public may address the Approval Authority once during general public comment, for up to three minutes. The Chair may limit the total general public comment to 30 minutes and may limit the time allocated to each speaker depending on the number of speakers during general public comment and the number and anticipated duration of agenda items.
- *Speaker Identification.* Individuals making public comment may be requested, but not required, to identify themselves and whom they represent.
- *Designated Public Comment Area.* Members of the public wishing to address the Approval Authority must speak from the public comment area.
- *Comment, Not Debate.* During public comment, speakers shall address their remarks to the Approval Authority as a whole and not to individual Approval Authority representatives, the General Manager or Management Team members, or the audience. Approval Authority Representatives and other persons are not required to respond to questions from a speaker. Approval Authority Representatives shall not enter into debate or discussion with speakers during public comment, although Approval Authority Representatives may question speakers to obtain clarification. Approval Authority Representatives may ask the General Manager to investigate an

issue raised during public comment and later report to the Approval Authority. The lack of a response by the Approval Authority to public comment does not necessarily constitute agreement with or support of comments made during public comment.

- *Speaker Conduct.* The Approval Authority will not tolerate disruptive conduct by individuals making public comment. Speakers who use profanity or engage in yelling, screaming, or other disruptive behavior will be directed to cease that conduct and may be asked to leave the meeting room.

### **Disability Access**

**The Bay Area UASI Approval Authority will hold its meeting at the Alameda County Sheriff's Office OES located at 4985 Broder Blvd. in Dublin, CA 94568.**

**In compliance with the Americans with Disabilities Act, those requiring accommodations for this meeting should notify the UASI Administrative Assistant, at least 24 hours prior to the meeting, at (415) 353-5223.**





**Bay Area UASI Program  
Approval Authority Meeting  
Thursday, May 11, 2017  
10:00 AM**

**LOCATION**

Alameda County Sheriff's Office OES  
4985 Broder Blvd., Dublin, CA 94568  
**OES Assembly Room**

**REGULAR MEETING MINUTES  
DRAFT**

**1. Roll Call**

UASI Vice-Chair Rich Lucia called the meeting to order at 10:07 AM and General Manager Craig Dzedzic subsequently took the roll. Chair Anne Kronenberg was absent, but her alternate, Mike Dayton, was present. Vice-Chair Lucia and Members Raemona Williams, Cathey Eide, Ray Riordan, Gerry Malais, and Al Terrell were present. Members Ken Kehmna, Bob Doyle, and Trisha Sanchez were absent, but their alternates, respectively, Dana Reed, Dave Augustus, and Alma Zamora were present. Member Mike Casten was absent and his alternate was also absent.

**2. Approval of the Minutes**

Vice-Chair Lucia asked for any comments or questions concerning the minutes from the April 13, 2017 meeting. Seeing none, he requested a motion to approve the minutes.

**Motion:** Approve the minutes from the April 13, 2017 Approval Authority Meeting.

**Moved:** Member Malais                      **Seconded:** Member Eide

**Vote:** The motion was passed unanimously.

**3. General Manager's Report**

(a) FY 2016-2017 Bay Area UASI Annual Report

General Manager Craig Dziejdzic presented to the Board the Bay Area UASI 2016-2017 Annual Report. Highlights include: (1) expansion of the Preventive Rad/Nuc Detection Program; (2) FEMA recognition of the UASI in the National Preparedness Report; and (3) expansion of the grants management system.

(b) Management Team Organization Chart and Annual Work Plans

Bay Area UASI Management Team assignments and responsibilities outlined in the Management Team Organization Chart, as well as the activities and goals stated in the Annual Work Plans, were proposed to the Board for FY 2018.

**Motion:** Approve Management Team Organization Chart for FY 2018.

**Moved:** Member Malais                      **Seconded:** Member Terrell

**Vote:** The motion was passed unanimously.

(c) FY 2017-2018 Management Team Budget

General Manager Craig Dziejdzic proposed the FY 2017/18 UASI Management Team budget listing the revenue sources from two grants (FY2016 UASI and FY2017 UASI) in the amount of \$3,669,740, which is a slight increase as compared to last year.

**Motion:** Approve FY 2017-2018 UASI Management Team budget of \$3,669,740.

**Moved:** Member Reed                      **Seconded:** Member Williams

**Vote:** The motion was passed unanimously.

(d) FY 2017 UASI Grant Update

Congress approved \$42.4 billion in funding for the Department of Homeland Security until September 30, 2017, an increase of \$1.45 billion above the FY 2016 enacted level. \$605 million was provided for UASI grants. The FY17 Notice of Funding Opportunity has not yet been released, but is anticipated sometime this month. Bay Area UASI allocation will be known upon its arrival.

(e) Management Team Tracking Tool

There were no additions to the tracking tool.

4. **Oroville Dam Incident Brief**

California Office of Emergency Services (CalOES) Inland Region Administrator Eric Lamoureux presented an overview and lessons learned of the Oroville Dam incident. Mr. Lamoureux reported the sequence of events and decisions leading up to the full activation of CalOES, the evacuation of 170,000 residents, and the sheltering of 9,100 people.

Three members of the Board made comments.

5. **HayWired Project Brief**

The Association of Bay Area Governments (ABAG) Policy Advisor Arrietta Chakos discussed regional coordination opportunities with the United States Geological Survey (USGS) HayWired Project. Since 2014, the project has been modeling and studying impacts on the San Francisco Bay Area as a result of a 7.1 earthquake on the Hayward fault. Over the next year, ABAG will be engaging private sector, academic, and government stakeholders in preparation for a 2018 HayWired scenario event launch.

Four members of the Board made comments.

6. **Preventive Radiological Nuclear Detection (PRND) Program Update**

Project Manager Phil White presented an update of the PRND Program. Activities to date for 2017 include PRND training for over 250 law and fire personnel and equipment procurements during FY 2016. Additional training and tabletop exercises will be provided in the lead-up to the October 2017 full scale exercise.

Two members of the Board made comments.

7. **Regional Care and Shelter Capability Building Project**

Project Manager Corinne Bartshire presented an update of the Regional Care and Shelter Capability Building Project. Ms. Bartshire reported to the Board completions to date, local plan evaluations, customizable scenarios, a gap identification tool, and use of the WebEOC shelter board.

Three members of the Board made comments.

**8. Regional Joint Information System Framework Update**

Project Manager Corinne Bartshire presented an update of the Regional Joint Information System Framework. Ms. Bartshire reported to the Board completions to date, JIS highlights, the draft structure of the JIS, and a projected timeline of next steps.

Two members of the Board made comments.

**9. Countering Violent Extremism (CVE)**

Contracts Specialist Mikyung Kim-Molina reported to the Board on Bay Area UASI research on CVE initiatives and best practices from the Los Angeles CVE framework.

One member of the public made a comment.

**10. Reallocation of Grant Funds**

Chief Financial Officer Tristan Levardo reported reallocations of grant funds for project budget changes under \$250,000 for the period November 1, 2016 through April 30, 2017.

**11. Announcements – Good of the Order**

**12. General Public Comment**

One member of the public made a comment.

**13. Adjournment**

The meeting adjourned at 11:38 AM.



**To: Bay Area UASI Approval Authority**

**From: Craig Dziedzic, General Manager**

**Date: July 13, 2017**

**Re: Item 3: General Manager's Report**

---

**Staff Recommendation:**

No recommendation

**Action or Discussion Items:**

- (a) FY 2017 UASI Grant Update (Discussion)
- (b) Homeland Security Conference (Discussion)
- (c) Management Team Tracking Tool, Future Agenda Items (Discussion, Possible Action)

**Discussion:**

**(a) FY UASI Grant Update (Discussion)**

On June 2, 2017, the Department of Homeland Security (DHS) released the Fiscal Year (FY) 2017 Notice of Funding Opportunity (NOFO) for the DHS Preparedness Grant Programs, totaling more than \$1.6 billion. The Bay Area UASI gross allocation was \$27,536,000, which was \$500,000 less than the amount received in FY 2016 (i.e., \$28,036,000). A reduction was applied to all the larger UASIs to fund four UASIs that didn't receive funds last year (i.e., Hampton Roads, Indianapolis, San Antonio, Salt Lake City). Hence, a total of 33 UASIs were funded this year.

Notwithstanding a funding reduction for UASI FY 2017, Cal OES agreed to supplement the FY 2017 allocation with state retention funds in order to be consistent with FY 2016. Hence, the State retained 18.5% of UASI funding, instead of 20% in order for the California UASIs to receive the same allocation as FY 2016, which gives the Bay Area UASI a net allocation of \$22,428,800.

There was no Sanctuary City language in the NOFO due to the pending Federal Court injunction.

**(b) FY 2017 National Homeland Security Conference (Discussion)**

The National Homeland Security Conference took place in Buffalo, NY from June 6-9, 2017. A total of 17 attended from the Bay Area, including 6 members/alternates to the Approval Authority. The Management Team had three presentations: (1) *Conducting Infrastructure Vulnerability Assessments: Developing Partnerships between UASIs and their Fusion Centers*; (2) *Engaging the Community in Active Shooter Drills/regional Commodity Points of Distribution (C-POD) Planning*; and (3) *Quantifying Operations: How Data Can Drive Preparedness and Operations/Emergency Public Information: The New Role of the Joint Information System (JIS)*.

Next year's National Homeland Security Conference will take place in New York City July 10-12, 2018.

**(E) Management Team Tracking Tool, Future Agenda Items (Discussion, Possible Action)**

Attached as Appendix A is the Management Team Tracking Tool. Members may submit future agenda items to the General Manager.

# UASI Approval Authority and Management Team Tracking Tool

July 13, 2017 Approval Authority Meeting

#	Name	Who	Date Assigned	Due Date	Status / Comments
1	Stakeholder Feedback Report	Janell Myhre	2/14/17	8/10/17	
2	Urban Shield Planning Update	Tom Wright	02/14/17	8/10/17	
3	Bay Area UASI Interoperability Analysis	Corey Reynolds	5/16/17	8/10/17	
4	Bay Area UASI Cyber Analysis	Catherine Spaulding	5/16/17	8/10/17	
5	Cyber Program Update	NCRIC	6/20/16	8/10/17	
6	UASI Management Team Policies, Procedures, and Grants Manual	Mary Landers	5/16/17	8/10/17	
7	Update to the Master MOU and Bylaws	Craig Dzedzic	11/24/16	8/10/17	
8	Hub Funding Formula	Catherine Spaulding	2/14/17	11/9/17	
9	2017 THIRA	Amy Ramirez	2/14/17	11/9/17	
10	PRND Program Update	Phil White	11/9/16	11/9/17	
11	Care and Shelter Program and JIC-JIS Update	Corinne Bartshire	11/17/16	11/9/17	
12	FY18 Regional Project Proposals and Annual Reports	Catherine Spaulding	5/16/17	1/11/18	
13	Risk Management Kick off - 2018	Amy Ramirez	5/16/17	1/11/18	
14	Bay Area UASI Homeland Security Goals & Objectives	Catherine Spaulding	6/15/17	3/8/18	
15	Vigilant Guardian FSE After Action Report	Phil White	1/17/17	3/8/18	
16	Urban Shield After Action	Tom Wright	5/16/17	3/8/18	
17	Workgroup Annual Workplans	Janell Myhre	5/16/17	3/8/18	
18	FY18 UASI Hub Projects	Catherine Spaulding	5/16/17	5/10/18	
19	FY18 UASI Regional Projects (Level 2)	Catherine Spaulding	5/16/17	5/10/18	
20	FY18 UASI Allocations	Catherine Spaulding	5/16/17	5/10/18	

Regular Items/Assignments						
#	Name	Deliverable	Who	Date Assigned	Due Date	Status / Comments
A	UASI Financial Reports	Report	Tristan Levarado		8/10/17 11/9/17 1/11/18 2/8/18 4/12/18 5/10/18 7/12/18	FY15 UASI Spending Report UASI Travel Expenditures UASI Travel Expenditures FY16 UASI Spending Report FY17 UASI Spending Report Reallocation of Grant Funds UASI Travel Expenditures
B	BayRICS JPA Quarterly Report	Report	Barry Fraser		11/9/17 1/11/18 4/12/18 7/12/18	BayRICS JPA Report
C	Election of UASI Officers	Discussion & Action Item	Chair		1/11/18 (annually)	
D	NCRIC Annual Report	Report	Mike Sena		1/11/18 (annually)	
E	Training and Exercise Program Annual Report	Report	Tom Wright		1/11/18 (annually)	
F	NCRIC Threat Briefing	Report	Mike Sena		11/9/17 (annually)	





**To: Bay Area UASI Approval Authority**  
**From: Catherine Spaulding, Assistant General Manager**  
**Date: July 13, 2017**  
**Re: Item 4: FY17 UASI Regional Projects**

---

**Staff Recommendation:**

Approve the UASI FY17 proposed regional projects

**Action or Discussion Items:**

Action

**Discussion:**

At the January 2017 meeting, Approval Authority Members approved proposals for “level one” FY17 regional projects in the categories of training and exercise, fusion center, public safety information sharing, Bay RICS/ interoperability, public health and medical, specialized and unique regional equipment, and projects implemented by the Management Team.

In today’s meeting, Members are asked to review and approve other regional (“level two”) projects recommended by the Management Team for funding. These recommendations take into account the input of the Regional Proposal Work Group, which met on February 23, 2017.

There are four level two projects the Management Team recommends for funding. All of them are strongly endorsed by regional stakeholders. Please see Table 1 below.

**Table 1: Level Two Regional Projects Recommended for Funding**

<b>Project</b>	<b>Proposer</b>	<b>Description</b>	<b>Amount</b>
<b>Access and Functional Needs Planning</b>	San Francisco Department of Emergency Management	This project will utilize consultant services to integrate best practices and newly required language on access and functional needs populations. It will address the need to integrate those with access and functional needs into response, recovery, mitigation and planning components of emergency management planning. Without this initiative, Bay Area plans are vulnerable to legal action.	\$200,000
<b>Public Health/Medical Integration with Intelligence Gathering</b>	Marin County Health and Human Services	Pilot project for one public health (PH)/ medical(M) analyst to work closely with the NCRIC and provide training for PH and hospitals regarding SARs and cybersecurity, establish a distribution strategy for information sharing to the PH/M community, and demonstrate need for partnership between PH/M and NCRIC. This position will work closely with existing regional programs including BioWatch, ABAHO, BAMPWG and RDMHS, and will liaise with paramedic regional supervisors, pre-hospital contractors and ER physicians.	\$120,000
<b>Regional WebEOC Fusion with CalEOC</b>	Marin County Sheriff's Office of Emergency Services	This project will establish effective fusion between Operational Area instances of WebEOC and the State's CalEOC system. It will define and establish common boards to be used for sharing essential elements of information and provide training to WebEOC/CalEOC users within all 12 Operational Areas. This project builds on the accomplishments of the FY16 regional fusion project to improve situational awareness and common operating platform information sharing.	\$60,000
<b>Regional Bay Area Mass Notification System Users Conference</b>	Alameda County Sheriff's Office of Emergency Services	The Bay Area UASI Regional Public Information and Warning Workgroup will hold a two day conference in the SF Bay Area that will bring in topical speakers who have used their mass notification systems for large events and emergency incidents. We will also provide time for counties and cities to share information that can benefit the administrators of other systems. This will be followed by hands on training and certification in different software platforms.	\$40,000
<b>TOTAL</b>			<b>\$420,000</b>

Table 2 below shows all regional projects that have been approved for funding (level one) and that are recommended for funding (level two) categories.

**Table 2: All FY17 Regional Projects**

<b>Project</b>	<b>Level</b>	<b>Proposer</b>	<b>Approved Allocation</b>
Regional Training and Exercise	One	Alameda County Sheriff	\$4,901,339
Information Analysis, Infrastructure Protection, and Cyber Security	One	NCRIC	\$4,485,200
Regional Law Enforcement Information Sharing and Analysis Systems	One	NCRIC	\$800,000
Preventative Radiological/Nuclear Detection Program	One	Management Team	\$315,000
Mass Care and Sheltering	One	Management Team	\$150,000
Mass Prophylaxis Public Information and Warning	One	Bay Area Mass Prophylaxis Working Group (BAMPWG)	\$100,000
Highly Specialized and Unique Regional Equipment	One	Sonoma County Sheriff	\$100,000
Regional Broadband Planning and Governance	One	BayRICS	\$59,000
P25 Exercise	One	BayRICS	\$50,000
<b>Project</b>	<b>Level</b>	<b>Proposer</b>	<b>Recommended Allocation</b>
Access and Functional Needs Planning	Two	San Francisco Department of Emergency Management	\$200,000
Public Health/Medical Integration with Intelligence Gathering	Two	Marin County Health and Human Services	\$120,000
Regional WebEOC Fusion with CalEOC	Two	Marin County Sheriff	\$60,000
Regional Bay Area Mass Notification System Users Conference	Two	Alameda County Sheriff	\$40,000
<b>TOTAL</b>			<b>\$11,380,539</b>



**To: Bay Area UASI Approval Authority**  
**From: Catherine Spaulding, Assistant General Manager**  
**Date: July 13, 2017**  
**Re: Item 5: FY17 UASI Grant Allocations**

---

**Staff Recommendation:**

Approve the proposed FY17 Bay Area UASI grant allocations

**Action or Discussion Item:**

Action

**Discussion:**

This memo presents total local funding available and then presents detail on proposed allocations, including regional projects and hub funding amounts.

***I. Total Local Funding Available***

On June 2<sup>nd</sup> the Department of Homeland Security released its FY17 Homeland Security Grant Program Notice of Funding Opportunity, which includes the FY17 UASI grant award for the Bay Area. The Bay Area UASI federal grant allocation for FY17 is \$27,536,000, a decrease of \$500,000 from the FY16 allocation.

However, the State of California decided to retain a lower percentage of the grant award this year so that our local award money is the same as FY16. Last year, the State retained 20% of the grant award, and the remaining funds totaled \$22,428,800. This year, the State will retain 18.55% of the grant award, and once again, the remaining funds equal \$22,428,800.

In addition, there is currently an \$820,000 unspent balance in the Bay Area's UASI FY15 and FY16 grants. This money is available as a result of a return of funding from jurisdictions and the Management Team due to salary savings. This balance of \$820,000 has been added to the total available for allocation during the FY17 allocation process, bringing the total amount of local funding available to \$23,248,800.

Table 1 below shows total local funds available for allocation and provides FY16 information as reference.

**Table 1: UASI FY17 Funds Available for Allocation**

	<b>FY16</b>	<b>FY17</b>
<b>UASI Grant Award</b>	\$28,036,000	\$27,536,000
<b>State Retention</b>	(@20%) <b>-\$5,607,200</b>	(@18.55%) <b>-\$5,107,200</b>
<b>Leftover Funds</b>	--	\$820,000
<b>Total Local Funds Available</b>	<b>\$22,428,800</b>	<b>\$23,248,800</b>

**II. Proposed Allocations**

Proposed Bay Area UASI FY17 grant allocations are detailed below in Table 2, with the FY16 allocations (in blue) and percentage change included for reference.

**Table 2: Proposed FY17 Allocations**

	<b>FY16</b>	<b>FY17</b>	<b>% Change</b>
<b>Major City Allocation</b>	\$3,000,000	\$3,000,000	0%
<b>Regional Projects</b>	\$10,738,048	\$11,380,539	6%
<b>Management Team</b>	\$3,308,480	\$3,308,480	0%
<b>Hub Projects</b>	\$5,382,272	\$5,559,781	3%
<b>TOTAL</b>	<b>\$22,428,800</b>	<b>\$23,248,800</b>	<b>4%</b>

### III. Regional Projects

There is a proposed amount of \$11,380,539 for FY17 regional projects. The list of projects and amounts are detailed in Table 3 below. Projects and amounts from FY16 are included for reference (in blue).

**Table 3: Proposed FY17 Regional Projects**

Project	FY16	FY17
<b><i>Training and Exercise Program</i></b>	\$4,901,339	\$4,901,339
<b><i>NCRIC</i></b>	\$4,485,200	\$4,485,200
<b><i>Law Enforcement Information Sharing</i></b>	\$800,000	\$800,000
<b><i>PRND Program</i></b>	\$282,509	\$315,000
<b><u>Interoperability/Communications</u></b>		
Regional WebEOC Fusion with CalEOC	\$60,000	\$60,000
Regional Broadband Planning/Governance	\$59,000	\$59,000
P25 Exercise	--	\$50,000
Mass Notification System Users Conference	--	\$40,000
Regional JIS Project	\$150,000	--
<b><u>Medical and Public Health</u></b>		
Public Health/Medical Intelligence - Pilot	--	\$120,000
BAMPWG Public Information and Warning	--	\$100,000
<b><u>Other</u></b>		
Access and Functional Needs Planning	--	\$200,000
Mass Care and Sheltering	--	\$150,000
Sonoma Helicopter	--	\$100,000
<b>TOTAL</b>	<b>\$10,738,048</b>	<b>\$11,380,539</b>

#### **IV. Hub Allocations**

There is a proposed amount of \$5,559,781 for the FY17 allocation to hubs. This amount is distributed to the four hubs based on the risk allocation percentage approved by the Approval Authority in the February 2017 meeting:

- East = 23% (23.457)
- North = 7% (6.826)
- South = 25% (24.526)
- West = 45% (45.189)

Table 4 below shows the proposed FY17 hub allocations, the FY16 amounts (in blue), and percentage change.

**Table 4: Proposed FY17 Hub Allocations**

<b>Hub</b>	<b>FY16</b>	<b>FY17</b>	<b>% Change</b>
<b>East</b>	\$1,306,127	\$1,304,197	0%
<b>North</b>	\$440,410	\$379,561	-14%
<b>South</b>	\$1,329,007	\$1,363,603	3%
<b>West</b>	\$2,306,729	\$2,512,421	9%
<b>TOTAL</b>	<b>\$5,382,272</b>	<b>\$5,559,781</b>	<b>3%</b>



**To: Bay Area UASI Approval Authority**  
**From: Janell Myhre, Regional Program Manager**  
**Date: July 13, 2017**  
**Re: Item 6: FY17 Hub Projects**

---

**Staff Recommendation:**

Approve the UASI FY17 proposed hub projects

**Action or Discussion Items:**

Action

**Discussion:**

In January 2017, the four planning hubs met to select projects from among those submitted by Bay Area UASI stakeholders. Members from each planning hub reviewed and ranked the proposed projects in prioritized order, creating a list separated by “above the line” as well as “below the line” projects.

Today, the Management Team presents the list of hub-selected projects for the FY17 grant cycle. Please see appendix A for a list of projects as well as summary information.

The Management Team is seeking approval from the Approval Authority for this list of hub projects to be funded in order of priority per funding available. Projects will be funded at the hub level using the allocation amount and hub funding formula approved by the Approval Authority.

The Management Team wishes to thank the hub voting members, project proposers, and all UASI stakeholders who participated in this year’s hub proposal process for their time and thoughtful input.



# Bay Area UASI

## UASI FY17 Hub Project Proposal Selections

*Approval Authority Review*

*July 13, 2017*





# FY17 Proposal Selection Process

- **Estimated FY17 funding amount using FY16 as guideline**
- **UASI grant compliance review (November 2016 – January 2017)**
- **Hub Voting members prioritize projects (January 2017)**
- **Approval Authority approval (July 2017)**





# FY17 Project Proposal Statistics

Hub	Projects Submitted	Prioritized Above the Line
North Bay	13	7
South Bay	25	10
East Bay	24	14
West Bay	25	13
<b>TOTAL</b>	<b>87</b>	<b>44</b>



# North Bay Projects

## NORTH BAY HUB - FY17 UASI

### Above the Line Projects

Agency	Project Name	Total Project Cost	Suggested Allocation
Sonoma County, Fire & Emergency Services	North Bay Hub Risk/Capability Planner	\$ 156,225	\$156,225
Solano County Office of Emergency Services	Skynet Project	\$ 100,000	\$104,590
Marin County Sheriff's Office of Emergency Services	WebEOC Enhancements	\$ 29,200	\$29,200
Marin County Sheriff's Office of Emergency Services	Regional Mass Notification System	\$ 57,575	\$57,575
Petaluma Police Department	Southern Sonoma County Interoperable Communications System	\$ 64,820	\$64,820
Rio Vista Police Department	2016 Rio Vista PD APX8000 Portable Radio Project	\$ 55,822	\$28,000
<b>TOTALS FOR ABOVE THE LINE PROJECTS:</b>		<b>\$463,642</b>	<b>\$440,410</b>



# North Bay Projects Continued

## NORTH BAY HUB - FY17 UASI

### Below the Line Projects

Agency	Project Name	Total Project Cost	Suggested Allocation
Novato Police Department	2-Fixed ALPR Systems	\$ 25,388	\$25,388
City of Fairfield Fire Department	Emergency Management Simulation Table - SimTable™	\$ 62,055	\$62,055
Benicia Police Department	FY 2017 UASI Benicia PD APX 7000 Radio Project	\$ 57,260	\$57,260
Solano County District Attorney	Radio Interoperability	\$ 274,299	\$274,299
Petaluma Police Department	Tactical Equipment Upgrade and Replacement	\$ 33,809	\$33,809
Sonoma-Marin Area Rail Transit	Emergency Response Trailer	\$ 23,943	\$23,943
Petaluma Police Department	Emergency Response Vehicle	\$ 247,000	\$247,000
<b>TOTALS FOR BELOW THE LINE PROJECTS:</b>		<b><u>\$723,754</u></b>	<b><u>\$723,754</u></b>



# North Bay Hub Planner

<b>Project Name:</b>	North Bay Hub Risk/Capability Planner
<b>Organization:</b>	County of Sonoma Fire/OES
<b>Project Lead:</b>	Brendan Kearney, <i>UASI Program Mgr NB Hub</i>
<b>Project Cost:</b>	\$156,225
<b>Amount:</b>	\$156,225

## Project Summary

Position continues to support terrorism preparedness in ongoing efforts to continually update/add CIKR assets, coordinate capability assessments; assist with developing project proposals; identify training opportunities, and provide consensus driven innovative solution to often complex challenges through outreach to North Bay and regional stakeholders.



# Skynet

<b>Project Name:</b>	Skynet Project
<b>Organization:</b>	Solano County OES
<b>Project Lead:</b>	Jackson Harris, <i>OES Sergeant</i>
<b>Project Cost:</b>	\$2,080,945 (\$100,000 Revised Ask)
<b>Amount:</b>	\$104,590

## Project Summary

Solano County has 35 predetermined locations that are considered `chokepoints` in the county. They are used to observe suspects and suspect vehicles in order to apprehend major offenders before they leave the county. Unfortunately, one person monitoring 5 lanes of freeway speed traffic, assuming they even got there in time, is difficult. This project would allow remote viewing and LPR technology to more accurately determine exactly when a suspect or vehicle has passed a beacon and give us surveillance to better apprehend or predict their behavior.



# WebEOC Enhancements

<b>Project Name:</b>	WebEOC Enhancements
<b>Organization:</b>	Marin County Sheriff's OES
<b>Project Lead:</b>	Chris Reilly
<b>Project Cost:</b>	\$64,276 (\$29,200 Revised Ask)
<b>Amount:</b>	\$29,200

## Project Summary

This project provides the WebEOC Dashboard Plug-In software to allow end users to easily build ad hoc dashboards to give greater situational awareness, the Board Scheduler Module that offers high capability calendaring for multi agency and multi user applications, the External Content Manager that allows easy and automated publishing of selected data from within WebEOC to websites and finally the Module Care Plan + WebEOC Pro support plans.





# Regional Mass Notification System

<b>Project Name:</b>	Regional Mass Notification System
<b>Organization:</b>	Marin County Sheriff's OES
<b>Project Lead:</b>	Chris Reilly
<b>Project Cost:</b>	\$57,575
<b>Amount:</b>	\$57,575

## Project Summary

Building upon efforts to date and the success of the BAUASI Public Information and Warning Working Group, this project will maintain effective regional mass notification capability through a common operating platform. The regional OAs of Marin, ALCO, SF and San Mateo have agreed to develop an OA to OA regional back-up notification capability. This project will also provide a platform for the OAs in the region to share notifications, best practices and training.



# Interoperable Communications Upgrade

**Project Name:** So. Sonoma County Interop Comms System Upgrade

**Organization:** Petaluma Police Department

**Project Lead:** Ken Savano, *Lieutenant*

**Project Cost:** \$64,820

**Amount:** \$64,820

## Project Summary

This is a 3 phase project. Phase 1 would connect our existing radio system to Sonoma County's main system via microwave (\$75,000). This includes the cost to upgrade 2 of our 5 dispatch consoles. The remaining 2 phases of the project include plans to build out the first 2 existing radio channels and add a 3rd repeated PPD channel. PPD will cover the \$75,000 described in phase 1. The cost per workstation upgrade is \$20,000 for a total requested amount of \$60,000 which would sufficiently cover the cost to upgrade the remaining 3 consoles. We may seek additional funds from UASI in the future, however phase 1 stands alone by connecting our agency to a regional communications system- integrating Sonoma and Marin counties.



# APX8000 Portable Radio Project

<b>Project Name:</b>	APX8000 Portable Radio Project
<b>Organization:</b>	Rio Vista Police Department
<b>Project Lead:</b>	Julie Gorwood, <i>Commander</i>
<b>Project Cost:</b>	\$55,822
<b>Amount:</b>	\$28,000

## Project Summary

The purchase of (8) Motorola APX8000 Digital portable radios that are P25 compliant will allow Rio Vista PD to have designated radios that could be deployed to officers; not only from Rio Vista PD, but to officers from outside agencies that respond to Rio Vista to assist during the initial response to a major event and would allow ability to communicate with each other immediately. A bank of chargers will need to be purchased to keep the radios charged and ready for service and come with a portable shoulder microphone. These Motorola APX8000 Digital Portable radios have the capability to be programmed so the user can communicate with other out of county jurisdictions/dispatch areas if needed.



# South Bay Projects

## SOUTH BAY HUB- FY17 UASI

### Above the Line Projects

Agency	Project Name	Total Project Cost	Suggested Allocation
Marina Police Department	Special Response Unit Vehicle	\$ 296,546	\$ 296,546
City of San Jose - Office of Emergency Services	Mass Care Departmental Operations Center (DOC)(Scalable up to 10)	\$ 56,696	\$ 56,696
City of San Jose Fire Department	Mass Spectrometer Chemical Detector	\$ 130,825	\$ 130,825
City of San Jose Police Department	Bomb Squad CBRNE Search & Detection Equipment	\$ 175,000	\$ 175,000
Santa Clara County Sheriff's Office	Helicopter Downlink	\$ 233,859	\$ 233,859
Santa Clara County Sheriff's Office	Bomb Squad K9 *	\$ 195,600	\$ 54,000
SBISS	Regional Datawarehouse	\$ 200,000	\$ 200,000
Santa Clara County Emergency Medical Services Agency	700/800 mHz Hospital Disaster Radio Project	\$ 70,000	\$ 52,500
San Benito County Office of Emergency Services	WebEOC Core Subscription 2	\$ 21,500	\$ 21,500
Sunnyvale Department of Public Safety	Preventative Radiological, Nuclear Detection Equipment Grant Scalable *	\$ 128,067	\$ 110,567
<b>TOTALS FOR ABOVE THE LINE PROJECTS:</b>		<b><u>\$1,508,094</u></b>	<b><u>\$ 1,331,494</u></b>



# South Bay Projects Continued

## SOUTH BAY HUB- FY17 UASI

### Below the Line Projects

Agency	Project Name	Total Project Cost	Suggested Allocation
Sunnyvale Department of Public Safety	Preventative Radiological, Nuclear Detection Equipment Grant Scalable*	\$ 128,067	\$ 17,500
Santa Clara County Emergency Medical Services Agency	700/800 mHz Hospital Disaster Radio Project	\$ 70,000	\$ 17,500
City of San Jose Fire Department	AreaRae Pro Wireless Transportable Area Monitors	\$ 98,112	\$ 98,112
Monterey County Sheriff	UPGRADE Remotely Piloted vehicles	\$ 97,811	\$ 97,811
City of San Jose - Office of Emergency Services	One (1) Emergency Logistics Equipment Trailer (Scalable up to 10)	\$ 30,992	\$ 30,992
Monterey County Sheriff	Churchill Navigation ARS 600	\$ 155,599	\$ 155,599
City of San Jose - Office of Emergency Services	One (1) Emergency Logistics Equipment Prime Mover (Scalable up to 10)	\$ 81,184	\$ 81,184
City of San Jose - Office of Emergency Services	Shelter Management Team Package (Scalable up to 10)	\$ 38,633	\$ 38,633
City of San Jose - Office of Emergency Services	Type 1 Evacuation Management Team Package - San José Office of Emergency Services UASI Grant Program (Scalable up to 10)	\$ 37,070	\$ 37,070
City of San Jose - Office of Emergency Services	One (1) Emergency Logistics Equipment Package Type I Vehicular Commodity Points of Distribution (POD) (Scalable up to 8)	\$ 23,409	\$ 23,409
Palo Alto Police Department OES	Solar Generator for Mobile Emergency Operation Center (MEOC) and other Command Posts	\$ 218,000	\$ 218,000
Santa Clara County Emergency Medical Services Agency	Multiband EMS Radio Project Scalable to 112,000	\$ 231,720	\$ 231,720
City of San Jose - Office of Emergency Services	Weather/Civil Emergency/Hazard Radios for Hospitals, Medical Clinics and Assisted Living Facilities	\$ 610	\$ 610
City of San Jose	P25 Dispatch Consoles	\$ 250,000	\$ 250,000
City of San Jose	Pole Cameras	\$ 71,000	\$ 71,000
City of San Jose	Social Media Platform	\$ 23,000	\$ 23,000
SCC District Attorney	Crime Analyst	\$ 10,677	\$ 10,677
<b>TOTALS FOR BELOW THE LINE PROJECTS:</b>		<b>\$ 1,565,885</b>	<b>\$ 1,402,818</b>

*NP - not prioritized*

*NF - not funded*

\* Projects 6022 and 6066: Remaining project costs are recommended as unfunded amounts.



# Special Response Unit Vehicle

<b>Project Name:</b>	Special Response Unit Vehicle
<b>Organization:</b>	Marina Police Department
<b>Project Lead:</b>	Roberto Filice
<b>Project Cost:</b>	\$296,546
<b>Amount:</b>	\$296,546

## Project Summary

MPSRU (Monterey Special Response Unit) requests to purchase a Bearcat to provide protection for our team against CBRNE/HazMat.

This Bearcat will provide rescue capabilities for teams in a hot zone, and rescue for civilians in a San Bernardino like situation.

The Bearcat seats 8, and it is highly maneuverable.

The nearest Bearcat is about two hours away. Our current light armored vehicle does not protect against CBRNE, only seats 4, and does not easily navigate the municipalities we serve. It has outlived its usability.



# Mass Care DOCs

<b>Project Name:</b>	Mass Care Departmental Operations Centers
<b>Organization:</b>	San Jose OES
<b>Project Lead:</b>	Cay Denise MacKenzie, <i>Sr. Emergency Planner</i>
<b>Project Cost:</b>	\$56,696
<b>Amount:</b>	\$56,696

## Project Summary

Project would resource Mass Care DOC in a pre-existing facility to support mass care and critical resource logistics activities in San José. Mass Care DOC supports EOC Mass Care Branch in the EOC Ops Section in managing 60 shelters, 60 mass feeding sites, 20 animal care sites, 10 LSAs, 120 C-PODs, 20 P-PODS, 10 DRCs, 10 EVCs, and donations plus NGO/CBO/FBO coordination, AFN support, language needs, and medical needs. SCALABLE UP TO 10 (\$56,696-\$566,960) Mass Care Services (4%)



# Mass Spectrometer Chemical Detector

<b>Project Name:</b>	Mass Spectrometer Chemical Detector
<b>Organization:</b>	San Jose Fire Department
<b>Project Lead:</b>	Thomas Lass, <i>Firefighter</i>
<b>Project Cost:</b>	\$130,825
<b>Amount:</b>	\$130,825

## Project Summary

We are requesting funding for 2 handheld mass spectrometer monitor (MassSpec) used for CBRNE warfare agents. There are no city/county hazmat teams with MassSpec on the West Coast. Examples of MassSpec detection methods are (1)source point identification i.e. nerve agent,(2) vapor sampling within a large public event/venue (3)trace samples, such as hand swabbing for explosive residue (4)air sampling data which determines the extent of CBRNE release & establish safe refuge areas. Accurate analysis is critical during CBRNE events for both law enforcement and hazmat to identify the appropriate course of action to apprehend terrorists, ensure public safety, and mitigate loss of life.





# Bomb Squad CBRNE Search & Detection Equipment

<b>Project Name:</b>	Bomb Squad CBRNE Search & Rescue Equipment
<b>Organization:</b>	San Jose Police Department
<b>Project Lead:</b>	Robert Lang
<b>Project Cost:</b>	\$175,000
<b>Amount:</b>	\$175,000

## Project Summary

The equipment requested will give our bomb squad & Department the ability to search for/detect CBRNE materials and identify specific isotopes. This will allow us to determine if this item is a threat or not. Our bomb squad is a regional asset which works in our county as well as several other counties in the Bay Area (San Francisco, San Mateo, Monterey, Santa Cruz, etc). This project is a collaborative effort between SJPD and SJFD since each discipline is needed to combat the CBRNE threat.



# Helicopter Downlink

<b>Project Name:</b>	Helicopter Downlink
<b>Organization:</b>	Santa Clara County Sheriff
<b>Project Lead:</b>	Dustin Davis, <i>Sergeant</i>
<b>Project Cost:</b>	\$468,859 (\$233,859 Revised Ask)
<b>Amount:</b>	\$233,859

## Project Summary

Attaches to the helicopter and enables video down link to ground hand held devices and receiver units. Has the ability to feed an EOC and mobile command center as needed. Standardizes equipment between San Jose and Contra Costa County helicopters allowing better integration should pilots and observers have to work in different vehicles.



# Bomb Squad K9

<b>Project Name:</b>	Bomb Squad K9
<b>Organization:</b>	Santa Clara County Sheriff's Office
<b>Project Lead:</b>	Dustin Davis, <i>Sergeant</i>
<b>Project Cost:</b>	\$195,600
<b>Amount:</b>	\$54,000

## Project Summary

This project will embed single purpose explosive detection canines with the bomb squad. This will make the bomb squad more effective, versatile and robust in their detection, response and mitigation of terrorist attacks. There is a shortage of available single purpose explosive detection canines in the area. Often times while responding to suspicious package calls requests have been made for detection canines to conduct secondary sweeps for the bomb squad and response times have been greatly extended or completely unavailable thus impeding the bomb squad mission. The bomb squad is regularly tasked to conduct explosive sweeps, oftentimes without the assistance of an explosive canine.



# Regional Data Warehouse

<b>Project Name:</b>	Regional Data Warehouse
<b>Organization:</b>	Santa Clara County Sheriff's Office
<b>Project Lead:</b>	Heather Plamondon
<b>Project Cost:</b>	\$200,000
<b>Amount:</b>	\$200,000

## Project Summary

This project establishes a single platform agnostic consolidation data warehouse which can feed all of the disparate RMS data, as well as Jail Management, Mugshot and Case Management Systems for the participating Counties into a single unified source for sharing. This is done through the connectivity of Information Sharing Exchange software with a transfer of the data to a collection point which will allow for the single connection to the sharing platform.



# 700/800 MHz Hospital Disaster Radio Project

<b>Project Name:</b>	700/800 MHz Hospital Disaster Radio Project
<b>Organization:</b>	Santa Clara EMS
<b>Project Lead:</b>	Michael Cabano, <i>EMS Program Mgr</i>
<b>Project Cost:</b>	\$112,395 (\$70,00 Revised Ask)
<b>Amount:</b>	\$52,500

## Project Summary

Radios provide interoperability with mutual aid resources responding or deployed to the operational area. They allow for immediate communication with the hospital to address resources requests, sustainability of hospital services and emergent needs. The 36 radios would allow for 12 hospitals within the operational area to deploy a radio to key members of the HICS Team (ED Mgr, House Supervisor and Safety Officer). Maintaining redundant communications with key stakeholders is critical in the Medical Health System during periods of medical surge, catastrophic events or epidemics. All of the areas listed tie directly to areas of improvement that we have seen national wide when dealing with both domestic and foreign terrorist activities.



# WebEOC Core Subscription

**Project Name:** WebEOC Core Subscription

**Organization:** San Benito OES

**Project Lead:** Kevin O’Neill, *Emergency Svcs Manager*

**Project Cost:** \$21,500

**Amount:** \$21,500

## Project Summary

Acquire initial subscription to WebEOC Core.



# Preventive Rad Nuc Detection Equipment

<b>Project Name:</b>	Preventive Radiological Nuclear Detection Equipment
<b>Organization:</b>	Sunnyvale Department of Public Safety
<b>Project Lead:</b>	Elaine Ketell, <i>Management Analyst</i>
<b>Project Cost:</b>	\$128,067
<b>Amount:</b>	\$110,567

## Project Summary

This grant will equip Sunnyvale Public Safety Personnel with combination Personal Radiation Detectors (PRDs) with built in dosimetry capability to be utilized as primary screening devices. The grant also provides a means for secondary screening, utilizing a Radioisotope Identifying Device (RIID) to verify the specific isotope located during any primary screening alarm. The equipment will be deployed to mutual aid events throughout the region, for primary detection, secondary screening and technical reach-back missions; during augmented PRND detection based on threat analysis/large public gatherings; or in active intelligence driven search for radiological or nuclear material.



# East Bay Projects

## EAST BAY HUB - FY17 UASI

### Above the Line Projects

Agency	Project Name	Total Project Cost	Suggested Allocation
Alameda County Sheriff's Office of Emergency Services	AC Alert Unified Emergency Notification System	\$ 251,140	\$ 251,140
Contra Costa County Fire Protection District	USAR/Haz-Mat/Fire Support Vehicles	\$ 145,082	\$ 145,082
Oakland Police Department	Helicopter Simulator	\$ 160,001	\$ 160,001
Contra Costa County Fire Protection District	Towable Emergency Generator	\$ 96,565	\$ 96,565
Hayward Police Department	Communication/Computer equipment for Mobile Command Center	\$ 95,138	\$ 85,138
Contra Costa County Sheriff	Vision and Optics Enhancements for SWAT	\$ 223,218	\$ 172,600
Alameda County Fire Department	High Pressure Mass Spec.	\$ 78,293	\$ 62,634
Contra Costa County Sheriff	Community Warning System Outreach	\$ 24,955	\$ 24,955
Alameda County Emergency Medical Services Agency	Stop the Bleed, Save a Life - part II	\$ 60,769	\$ 50,769
Walnut Creek Police Department	Remotec Andros F6 Maintenance and Upgrade w/ CBRNE Detection Enhancements	\$ 66,620	\$ 66,620
Alameda County Fire Department	Telehandler 15K wheeled lift	\$ 183,330	\$ 140,329
Walnut Creek Police Department	Radiation Detection Monitors	\$ 11,547	\$ 11,547
Oakland Police Department	Electronic Services Unit Equipment Vehicle (33.3%)	\$ 50,000	\$ 33,666
Walnut Creek Police Department	Grid Aim Detection System	\$ 5,080	\$ 5,081
<b>TOTALS FOR ABOVE THE LINE PROJECTS:</b>		<b>\$ 1,451,738</b>	<b>\$ 1,306,127</b>





# East Bay Projects Continued

## EAST BAY HUB - FY17 UASI

### Below the Line Projects

Agency	Project Name	Total Project Cost	Suggested Allocation
Alameda County Fire Department	High Pressure Mass Spectrometer	\$ 78,293	\$ 15,659
Contra Costa County Sheriff	Vision and Optics Enhancements for SWAT	\$ 223,218	\$ 50,618
Alameda County Fire Department	Telehandler 15K wheeled lift	\$ 183,330	\$ 43,001
San Ramon Police Department	Central County SWAT Rescue and Response Vehicle	\$ 227,850	\$ 227,850
Alameda County Emergency Medical Services Agency	Stop the Bleed, Save a Life - part II	\$ 60,769	\$ 10,000
Contra Costa County Sheriff	Automated License Plate Recognition Systems	\$ 225,253	\$ 225,253
Hayward Police Department	Communication/Computer equipment for Mobile Command Center	\$ 95,138	\$ 10,000
Walnut Creek Police Department	Fixed ALPR's Main Thoroughfares	\$ 109,897	\$ 109,897
Oakland Police Department	Electronic Services Unit Equipment Vehicle (33.3%)	\$ 50,000	\$ 16,334
East Bay Regional Communications System Authority	Redundant Centralized Logging Solution <i>(further internal review expected)</i>	\$ 476,957	\$ -
Alameda County Fire Department	Rescue Support Vehicle	\$ 76,650	\$ 76,650
Alameda County Fire Department	UTV with Trailer	\$ 25,295	\$ 25,295
Oakland Fire-Emerg. Mgmt. Svcs. Div.	Jaws of life and cutting tools	\$ 49,275	\$ 49,275
Berkeley Police Department	OpenVision™ CF C-arm Live Video X-ray System, Model OVCF-SEC-70B	\$ 75,530	\$ 75,530
East Bay Regional Park District Police Department	P25 Radio Purchase	\$ 96,644	\$ 96,644
<b>TOTALS FOR BELOW THE LINE PROJECTS:</b>		<b>\$ 2,054,098</b>	<b>\$ 1,032,006</b>



# AC Alert Notification System

<b>Project Name:</b>	AC Alert Unified Emergency Notification System
<b>Organization:</b>	Alameda County Sheriff's OES
<b>Project Lead:</b>	Paul Hess, <i>Emergency Services Supervisor</i>
<b>Project Cost:</b>	\$251,140
<b>Amount:</b>	\$251,140

## Project Summary

This AC Alert Unified Emergency Notification System Project for 2017 will provide for the annual subscription cost for the Everbridge software product, the cost of adding commercially available cell phone and cable phone subscriber numbers to our contact database, funding for annual training, support, and annual program administration costs. Everbridge provides mass notification in the Public Information and Warning category for communities.



# USAR/Haz-Mat/Fire Support Vehicles

<b>Project Name:</b>	USAR/Haz-Mat/Fire Support Vehicles
<b>Organization:</b>	Contra Costa County Fire Protection District
<b>Project Lead:</b>	Shane Kelly, <i>Fire Captain</i>
<b>Project Cost:</b>	\$145,082
<b>Amount:</b>	\$145,082

## Project Summary

The proposed vehicles are F-450 long bed stake side trucks capable of towing and carrying supplies such as lumber/plywood/equipment to a deployment site. These vehicles will be capable of towing the already two existing MCI/Decontamination trailers owned by the District. These heavier vehicles with a long bed and stake side allow personnel to deploy with extra materials and equipment.

The total cost per vehicle includes ancillary equipment needed such as lighting and code three packages.

The vehicles purchased will be 4-door cabs allowing for additional personnel to be transported. This type of vehicle will also allow for supply and equipment runs while on each site of a rescue, fire, or hazardous materials operation.



# Helicopter Simulator

<b>Project Name:</b>	Helicopter Simulator
<b>Organization:</b>	Oakland Police Department
<b>Project Lead:</b>	Cathey Eide
<b>Project Cost:</b>	\$160,001
<b>Amount:</b>	\$160,001

## Project Summary

This simulator will allow OPD to train pilots for a variety of situations including response to all four of the Bay Area UASI hubs during all stages of handling an attack (prevention, protection, mitigation, response, and recovery). The simulator would be available to other agencies within the HUB and region that operate helicopter units including: EBRPPD, San Jose PD, COCO SO, and CHP.



# Towable Emergency Generator

<b>Project Name:</b>	Towable Emergency Generator
<b>Organization:</b>	Contra Costa County Fire Protection District
<b>Project Lead:</b>	Shane Kelly, <i>Fire Captain</i>
<b>Project Cost:</b>	\$96,565
<b>Amount Funded:</b>	\$96,565

## Project Summary

This project will ensure a large capacity, towable emergency generator is available to support a variety of potential needs in the event of a terrorist attack or large scale disaster. In the event of catastrophe, private sector resources will be stretched thin and may not be easily or readily accessible, even if contracts are in place to secure those assets. A staffed fire department can easily deploy this resource where needed without delay. Critical communications infrastructure necessary for effective fire management and suppression, incident bases where responders are staged, housed and deployed from, as well as evacuation centers can be supported by this project.



# Communication/Computer equipment for Mobile Command Center

<b>Project Name:</b>	Communication/Computer equipment for Mobile Command Center
<b>Organization:</b>	Hayward Police Department
<b>Project Lead:</b>	Mark Ormsby, <i>Sergeant</i>
<b>Project Cost:</b>	\$95,138
<b>Amount:</b>	\$85,138

## Project Summary

We would like to purchase communications equipment for a new mobile command center we are purchasing. The equipment's intended use is for communications for a Mobile Command Center which would serve both the Hayward Police and Fire Departments. The communications equipment will function as the hub for several facets of technology that is not available on any of our existing vehicles and are crucial to any incident management. The MCC will also be used as a Regional asset. Hayward has several high value terrorist targets. This equipment will enable us to communicate within our county and with adjacent counties in the event of a terrorist attack that would require mutual aid.



# Vision and Optics Enhancements for SWAT

<b>Project Name:</b>	Vision and Optics Enhancements for SWAT
<b>Organization:</b>	Contra Costa County Sheriff
<b>Project Lead:</b>	Jose Beltran, <i>Lieutenant</i>
<b>Project Cost:</b>	\$223,218
<b>Amount:</b>	\$172,600

## Project Summary

The Contra Costa County Sheriff's Office SWAT team identified a need for enhanced vision and video optic capabilities, including night vision goggles for tactical operators, pole cameras, video fiber optics, and `through wall` sensors.

A gap analysis of the team's capabilities concluded the SWAT team is ill equipped to effectively respond to threats during nighttime hours or low light conditions. The analysis also concluded the SWAT team does not have proper video optic equipment to wirelessly inspect areas and containers from a safe distance.

The acquisition of night vision equipment and enhanced camera systems for the SWAT team will greatly enhance the team's capabilities and response in the region during terrorism incidents.



# High Pressure Mass Spectrometer

<b>Project Name:</b>	High Pressure Mass Spectrometer
<b>Organization:</b>	Alameda County Fire Department
<b>Project Lead:</b>	Matthew Portteus , <i>Captain</i>
<b>Project Cost:</b>	\$78,293
<b>Amount:</b>	\$62,634

## Project Summary

This project is for the purchase and deployment of a high pressure mass spectrometer. Currently all HM teams are unable to do chemical identification of gases and vapors. This project will provide the capability of identifying chemical weapon gases/vapors, liquids and solids. Screening can be conducted in a stand off posture. The final deliverable is a handheld high pressure mass spectrometer.





# Community Warning System Outreach

<b>Project Name:</b>	Community Warning System Outreach
<b>Organization:</b>	Contra Costa County Sheriff
<b>Project Lead:</b>	Heather Tiernan, <i>Community Warning System Manager</i>
<b>Project Cost:</b>	\$24,955
<b>Amount:</b>	\$24,955

## Project Summary

The goal of this project is to increase public awareness and understanding of the Community Warning System in Contra Costa County and to increase registrations, both through the CWS website and social media. This will be achieved by using multiple public outreach and education methods including, but not limited to, bus advertisements and billboards at BART stations and trains in Contra Costa and Alameda County.



# Stop the Bleed, Save a Life - part II

<b>Project Name:</b>	Stop the Bleed, Save a Life - part II
<b>Organization:</b>	Alameda EMS
<b>Project Lead:</b>	Elsie Kusel , <i>EMS Coordinator</i>
<b>Project Cost:</b>	\$60,769
<b>Amount:</b>	\$50,769

## Project Summary

From recent terrorist attacks at the Boston Marathon, the airport and metro station in Brussels, and most recently, the Pulse nightclub in Orlando are reports and images of willing bystanders helping injured and bleeding persons by applying tourniquets and direct pressure on wounds. Learning from these recent events, Alameda County EMS will disseminate simple instructions to help save lives from severe bleeding directed toward places where many convene or travel in Alameda County (i.e. airport, bus stations, shopping malls, and other public interest locations) with visual and audio messages. We will also broadcast PSAs via local radio and television stations and use social media.



# Remotec Andros F6 Maintenance and Upgrade w/ CBRNE Detection Enhancements

<b>Project Name:</b>	Remotec Andros F6 Maintenance and Upgrade w/ CBRNE Detection Enhancements
<b>Organization:</b>	Walnut Creek Police Department
<b>Project Lead:</b>	Anthony Mangini, <i>Sergeant</i>
<b>Project Cost:</b>	\$66,620
<b>Amount:</b>	\$66,620

## Project Summary

This project requires shipping our Andros F6 robot to Northrop Grumman in Tennessee to allow their service department to install upgrades, and provide general maintenance to the robot. Currently, our F6 platform is 10 years old and starting to show its age. We have had to replace many parts on our own to keep it in serviceable condition. This upgrade not only includes a refurbishing of the arms, motors, wiring and chassis, but it also upgrades the CBRNE detection capabilities of our squad. The sensor upgrade also allows the operator to have a clearer and quicker assessment of the robot's position, allowing for quicker response time during an operation.



# Telehandler 15K wheeled lift

<b>Project Name:</b>	Telehandler 15K wheeled lift
<b>Organization:</b>	Alameda County Fire Department
<b>Project Lead:</b>	Matthew Portteus , <i>Captain</i>
<b>Project Cost:</b>	\$183,330
<b>Amount:</b>	\$140,329

## Project Summary

The project is to fill a gap in response capability identified during Urban Shield. That being the ability to move heavy objects and large quantities of debris to allow for access to an area. The proposal is for a 15k pound rated, 4x4 telescoping boom lift with various boom attachments. The different boom attachments allow for lifting debris, digging all necessary to clear roads to allow for rescue operations. The lift will also be able to use as for logistical needs during an emergency, to load and unload large quantities of palletized emergency supplies for long term rescue and support of the population.



# Radiation Detection Monitors

<b>Project Name:</b>	Radiation Detection Monitors
<b>Organization:</b>	Walnut Creek Police Department
<b>Project Lead:</b>	Anthony Mangini, <i>Sergeant</i>
<b>Project Cost:</b>	\$11,547
<b>Amount:</b>	\$11,547

## Project Summary

This project is merely purchasing equipment and subsequent training. Our squad is currently behind ideal standards on this particular detection capability. My intention is to outfit each of our squad's robot / remote platforms (3) and each bomb suit(5) with dedicated PRDs, and have 3 remaining for individual deployment as needed (clearing staging areas, major events, etc.) Currently, our squad only has one PRD. This, along with the additional upgrades requested on a parallel application, would greatly increase our squad's efficiency, personnel safety and capabilities for CBRNE detection.



# Electronic Services Unit Vehicle (33.3%)

<b>Project Name:</b>	Electronic Services Unit Vehicle (33.3%)
<b>Organization:</b>	Oakland Police Department
<b>Project Lead:</b>	Cathey Eide
<b>Project Cost:</b>	\$50,000
<b>Amount:</b>	\$33,666

## Project Summary

This project will allow OPD to acquire a vehicle capable of storing, transporting, and maintaining the readiness of electronic equipment for use by the Electronic Service Unit portion of the department's Tactical Operations Team (SWAT). Oakland Core City allocation will fund 66.6% of this project.



# Grid Aim Detection System

<b>Project Name:</b>	Grid Aim Detection System
<b>Organization:</b>	Walnut Creek Police Department
<b>Project Lead:</b>	Anthony Mangini, <i>Sergeant</i>
<b>Project Cost:</b>	\$5,080
<b>Amount:</b>	\$5,081

## Project Summary

This project is merely purchasing equipment and subsequent training. Our squad is currently behind ideal standards on this particular detection capability. The grid aim system, when working in conjunction with an x-ray system, allows the tech / operator to detect the precise location within a device or suspect device of CBRNE material. The safety benefits of a detection system of this nature is obvious. With this vital knowledge, a tech can more reliably render a device safe without dispersal of the CBRNE material.



# West Bay Projects

## WEST BAY HUB - FY17 UASI

### Above the Line Projects

Above	Hub Id	Project ID	Agency	Project Name	Total Project Cost	Suggested Allocation
	WB02	6029	San Francisco Department of Emergency Management	Exercise Planners	\$ 360,418	\$ 66,600
	WB22	5908	San Mateo County Sheriff's Office	Homeland Security Captain Position	\$ 369,000	\$ 369,000
	WB03	5954	San Francisco Department of Emergency Management	Cyber Security Upgrades	\$ 196,838	\$ 42,401
	WB23	5911	San Mateo County Sheriff's Office	Tactical Intervention Vehicle	\$ 327,750	\$ 321,582
	WB05	6062	San Francisco Department of Emergency Management	DEM-Information Sharing	\$ 87,800	\$ 87,800
	WB24	5909	San Mateo County Sheriff's Office	Alerting and TENS notification system	\$ 120,175	\$ 116,773
	WB06	5958	San Francisco Fire Dept	SFFD DHS Planner - Assistant Deputy Chief of Homeland Security	\$ 299,000	\$ 266,110
	WB07	6007	San Francisco Fire Dept	SFFD Mobile Command Vehicle Upgrades	\$ 184,875	\$ 179,875
	WB08	6003	San Francisco Fire Dept	High Pressure Mass Spectroscopy chemical identification system	\$ 77,756	\$ 17,712
	WB10	5887	San Francisco Police Department	Bay Area UASI Project Manager (Captain)	\$ 300,000	\$ 267,000
	WB11	5923	San Francisco Police Department	Homeland Security Unit Captain	\$ 300,000	\$ 267,000
	WB12	5884	San Francisco Police Department	Tactical Unmarked Armored Suburban	\$ 184,876	\$ 184,876
	WB21	5896	San Francisco Sheriff's Department	New Canine Unit transport vehicles	\$ 179,644	\$ 120,000
<b>TOTALS FOR ABOVE THE LINE PROJECTS:</b>					<b>\$2,988,132</b>	<b>\$2,306,729</b>





# West Bay Projects Continued

## WEST BAY HUB - FY17 UASI

### Below the Line Projects

Below	Hub ID	Project ID	Agency	Project Name	Total Project Cost	Suggested Allocation
	WB01	5917	City & County of San Francisco	Mobile Communications and Maintenance Vehicle	\$ 424,280	\$ 424,280
	WB25	6662	San Mateo County Sheriff's Office	Interoperable Communications Equipment	\$ 30,000	\$ 30,000
	WB04	6072	San Francisco Department of Emergency Management	Operational Communications Enhancements	\$ 96,783	\$ 96,783
	WB09	5898	San Francisco Police Department	Armored Ambulance	\$ 333,721	\$ 333,721
	WB13	5901	San Francisco Police Department	SCBA APX6000 Push-To-Talk Update	\$ 32,773	\$ 32,773
	WB14	5902	San Francisco Police Department	High-Intensity Lights	\$ 29,108	\$ 29,108
	WB15	5895	San Francisco Police Department	Smiths Detection ACE-ID	\$ 28,504	\$ 28,504
	WB16	5894	San Francisco Police Department	Night Vision Monoculars	\$ 28,092	\$ 28,092
	WB17	5891	San Francisco Police Department	SWAT K-9	\$ 23,970	\$ 23,970
	WB18	5932	San Francisco Police Department	APX7500 Radios	\$ 15,285	\$ 15,285
	WB19	5903	San Francisco Police Department	Trace Explosive Detector	\$ 11,783	\$ 11,783
	WB20	5905	San Francisco Police Department	Underwater Search Post Blast Equipment	\$ 4,955	\$ 4,955
<b>TOTALS FOR BELOW THE LINE PROJECTS:</b>					<b>\$1,059,253</b>	<b>\$1,059,253</b>



# Exercise Planners

<b>Project Name:</b>	Exercise Planners
<b>Organization:</b>	SF Department of Emergency Management
<b>Project Lead:</b>	Emily Wang, <i>Grants Manager</i>
<b>Project Cost:</b>	\$360,418
<b>Amount:</b>	\$66,600

## Project Summary

Develop and conduct local emergency exercises (discussion and operations based) that serve to test local, regional, State and Federal emergency response plans and procedures and their impact to San Francisco and Bay Area regions. In FY17-18, the exercises will include Yellow Command, Fleet Week, Winter Storm, and Epicenter Earthquake. Deliverables of the exercises will include exercise after action reports, presentation, or exercise player guides.



# San Mateo Homeland Security Captain

<b>Project Name:</b>	Homeland Security Captain Position for San Mateo County Sheriff's Office
<b>Organization:</b>	San Mateo County Sheriff's Office
<b>Project Lead:</b>	Alma Zamora, <i>Captain</i>
<b>Project Cost:</b>	\$369,000
<b>Amount:</b>	\$369,000

## Project Summary

Work with regional partners (Government and NGOs) to identify/address gaps in terrorism response. Oversee UASI projects, attend UASI planning meetings, and lead/coordinate regional efforts to prepare, mitigate, and respond to terrorist attacks.



# Cyber Security Upgrades

<b>Project Name:</b>	Cyber Security Upgrades
<b>Organization:</b>	SF Department of Emergency Management
<b>Project Lead:</b>	Michelle Geddes, <i>Project Manager</i>
<b>Project Cost:</b>	\$196,838
<b>Amount:</b>	\$42,401

## Project Summary

1) Firewall system for access management to internal and external resources while being able to monitor and mitigate threats & unauthorized access. 2) Web security appliance that would improve and harden DEM, SFFD and SFPD's web access and provide better content filtering to mitigate possible infection from malware, ransomware or virus. 3) 2-level authentication solution using a token system to secure remote access to DEM networks. 4) Enterprise software solution to provide encryption for all departmental laptops to secure sensitive information within the hard disk drive. 5) Solution to recover or remote wipe lost or stolen laptops ensuring sensitive information is not accessed from mobile computing devices.



# Tactical Intervention Vehicle

**Project Name:** Tactical Intervention Vehicle  
**Organization:** San Mateo County Sheriff's Department  
**Project Lead:** Alma Zamora, *Captain*  
**Project Cost:** \$327,750  
**Amount:** \$321,582

## Project Summary

The project is designed to be a Tactical Intervention Vehicle for the North County Regional SWAT Team and will be further utilized by the San Mateo County TCAT team. The vehicle will also have self-contained CBRNE detection and radiation detection equipment. The vehicle will have the capability to evacuate people and animals as well as deliver response personnel, equipment and services in order to save lives and assist survivors.



# DEM-Information Sharing

<b>Project Name:</b>	DEM-Information Sharing
<b>Organization:</b>	SF Department of Emergency Management
<b>Project Lead:</b>	Emily Wang, <i>Grants Manager</i>
<b>Project Cost:</b>	\$87,800
<b>Amount:</b>	\$87,800

## Project Summary

This proposal funds the continued maintenance of WebEOC system, a web-based incident management system. The system improves the ability to assign and track missions/tasks, provide situation reports, manage resources, and prepare Incident Command System (ICS) and Incident Action Plan (IAP) reports. This includes regionally sharing information, for both San Mateo and SF.



# Alerting and TENS notification system

<b>Project Name:</b>	Alerting and TENS notification system
<b>Organization:</b>	San Mateo County Sheriff's Department
<b>Project Lead:</b>	Alma Zamora, <i>Captain</i>
<b>Project Cost:</b>	\$120,175
<b>Amount:</b>	\$116,773

## Project Summary

Updates contract for Everbridge Mass Notification (SMC Alert) and the TENS system to allow for quick, accurate dissemination of vital information, evacuation routes or other instructions during a terrorist attack.



# SFFD DHS Planner - Assistant Deputy Chief

<b>Project Name:</b>	SFFD DHS Planner- Asst Deputy Chief
<b>Organization:</b>	SF Fire Department
<b>Project Lead:</b>	Shane Francisco, <i>Assistant Deputy Chief</i>
<b>Project Cost:</b>	\$299,000
<b>Amount:</b>	\$266,110

## Project Summary

This position will assess and analyze terror threats, share threat information to increase awareness, detection, prevention, protection and mitigation against terror attacks. The position will plan and develop countermeasures for response during special events and terrorist incidents. The position will deliver Incident Action Plans for special events and a training program to increase situational awareness and to report suspicious activity.





# SFFD Mobile Command Vehicle Upgrades

<b>Project Name:</b>	SFFD Mobile Command Vehicle Upgrades
<b>Organization:</b>	SF Fire Department
<b>Project Lead:</b>	Shane Francisco, <i>Assistant Deputy Chief</i>
<b>Project Cost:</b>	\$184,875
<b>Amount:</b>	\$179,875

## Project Summary

This project will provide much needed technology upgrades and new capabilities to a 10 year old platform. Systems to be upgraded include: touch screen computers & monitors, radio interoperability/patching, satellite communications, cellular, video receiving/transmission, WiFi networking, generator, efficient lighting, and work station reconfiguration and new external cameras.



# High Pressure Mass Spectroscopy Chem ID System

<b>Project Name:</b>	High Pressure Mass Spectroscopy Chem ID System
<b>Organization:</b>	SF Fire Department
<b>Project Lead:</b>	Shane Francisco, <i>Assistant Deputy Chief</i>
<b>Project Cost:</b>	\$77,756
<b>Amount:</b>	\$17,712

## Project Summary

This project will purchase a hand held High Pressure Mass Spectroscopy chemical identification instrument used to identify chemical warfare agents & precursors, explosive materials & precursors, and toxic industrial chemicals & materials that could be used in a WMD/Terror attack. This instrument will be placed on the Haz Mat Unit for deployment and use in the field.



# Bay Area UASI Project Manager (Captain)

<b>Project Name:</b>	Bay Area UASI Project Manager (Captain)
<b>Organization:</b>	San Francisco Police Department
<b>Project Lead:</b>	My Do-Kruse, <i>HSU Analyst</i>
<b>Project Cost:</b>	\$300,000
<b>Amount:</b>	\$267,000

## Project Summary

The UASI Captain serves as the public safety liaison on the Bay Area UASI Management Team, working with public safety partners to ensure policies and procedures are in place, to collect and analyze information, and share it with regional agencies to respond to natural or manmade disasters such as terrorist attacks.



# Homeland Security Unit Captain

<b>Project Name:</b>	Homeland Security Unit Captain
<b>Organization:</b>	San Francisco Police Department
<b>Project Lead:</b>	My Do-Kruse, <i>HSU Analyst</i>
<b>Project Cost:</b>	\$300,000
<b>Amount:</b>	\$267,000

## Project Summary

The HSU Captain supervises the planning, execution, and monitoring of ongoing efforts to protect Protected Critical Infrastructure Information locations within the City and County of San Francisco based on assessed terrorist risk and threat. The Captain develops plans to address risks, critical infrastructure, and emergency response. The Captain also coordinates with the UASI region, identifies and plans for major events and training exercises.



# Tactical Unmarked Armored Suburban

<b>Project Name:</b>	Tactical Unmarked Armored Suburban
<b>Organization:</b>	San Francisco Police Department
<b>Project Lead:</b>	My Do-Kruse, <i>HSU Analyst</i>
<b>Project Cost:</b>	\$184,876
<b>Amount:</b>	\$184,876

## Project Summary

The requested tactical unmarked suburban is essential in providing protection to the Tactical Unit during terrorist attacks which can involve hostage rescues, active shooter situations, search warrants, multiple attacks on separate locations, and critical incidents. The vehicle can be used for covert operations to conceal the Tactical Team. It can transport and protect an IED/explosive-detecting tactical canine, and it can be used for officer down/victim rescue situations.



# New Canine Unit Transport vehicles

<b>Project Name:</b>	New Canine Unit transport vehicles
<b>Organization:</b>	San Francisco Sheriff's Department
<b>Project Lead:</b>	Kevin McConnell, <i>HSU Lieutenant</i>
<b>Project Cost:</b>	\$179,644
<b>Amount:</b>	\$120,000


## Project Summary

Purchase three (3) new Canine Unit transport vehicles to replace the two existing high mileage vehicles which have exceeded their useful life (they are more than 8 years old). Since there are now 3 handlers, a third vehicle would increase regional capabilities and allow the department to schedule a third shift.

# Thank you!



**Bay Area UASI**





**To: Bay Area UASI Approval Authority**  
**From: Amy Ramirez, UASI Risk Management Project Manager**  
**Date: July 13, 2017**  
**Re: Item 7: Asset Risk and Capability Assessment Update**

---

**Staff Recommendation:**

No recommendation

**Action or Discussion Items:**

Discussion, Possible Action

**Discussion:**

The Asset Risk Update and Capability Assessment phases of the Risk Management Program are complete. Accomplishments include:

- Jurisdictions updated priority levels for unassigned assets
- The school asset prioritization update was completed for remaining four counties
- NCRIC updated the electrical sub-sector in Cal COP
- Nine Operational Areas and three Core Cities completed jurisdiction-level Capability Assessments
- The Regional Capability Assessment was conducted via a series of Bay Area UASI Regional Workgroup Meetings and a Regional Capability Assessment Workshop

The attached Appendix A is an accompanying PowerPoint presentation.



# Bay Area UASI

2017

## Bay Area UASI Capability and Asset Risk Update

*July 13, 2017*





# 2017 Risk Management Timeline

2017 Tasks											
	Feb	Mar	Apr	May	Jun	Jul	Aug	Sept	Oct	Nov	Dec
<b>Kickoff</b>	◆										
<b>Cal COP Training</b>		◆									
<b>Asset Data Validation</b>	■			◆							
<b>OA Core Capability Assessments</b>	■			◆							
<b>Regional Capability Assessment</b>				◆							
<b>Risk &amp; Gap Analysis</b>						◆					
<b>FY 18 Project Proposal Process</b>								■			
<b>THIRA</b>		◆	■					◆	■		



# Background

- Risk and capability-based methodology required by DHS and UASI Approval Authority Bylaws.
- Since July 2009 conducted risk management program to:
  - Set priorities
  - Develop/compare courses of action
  - Inform decision-making
- Cal COP is the tool we use throughout the process



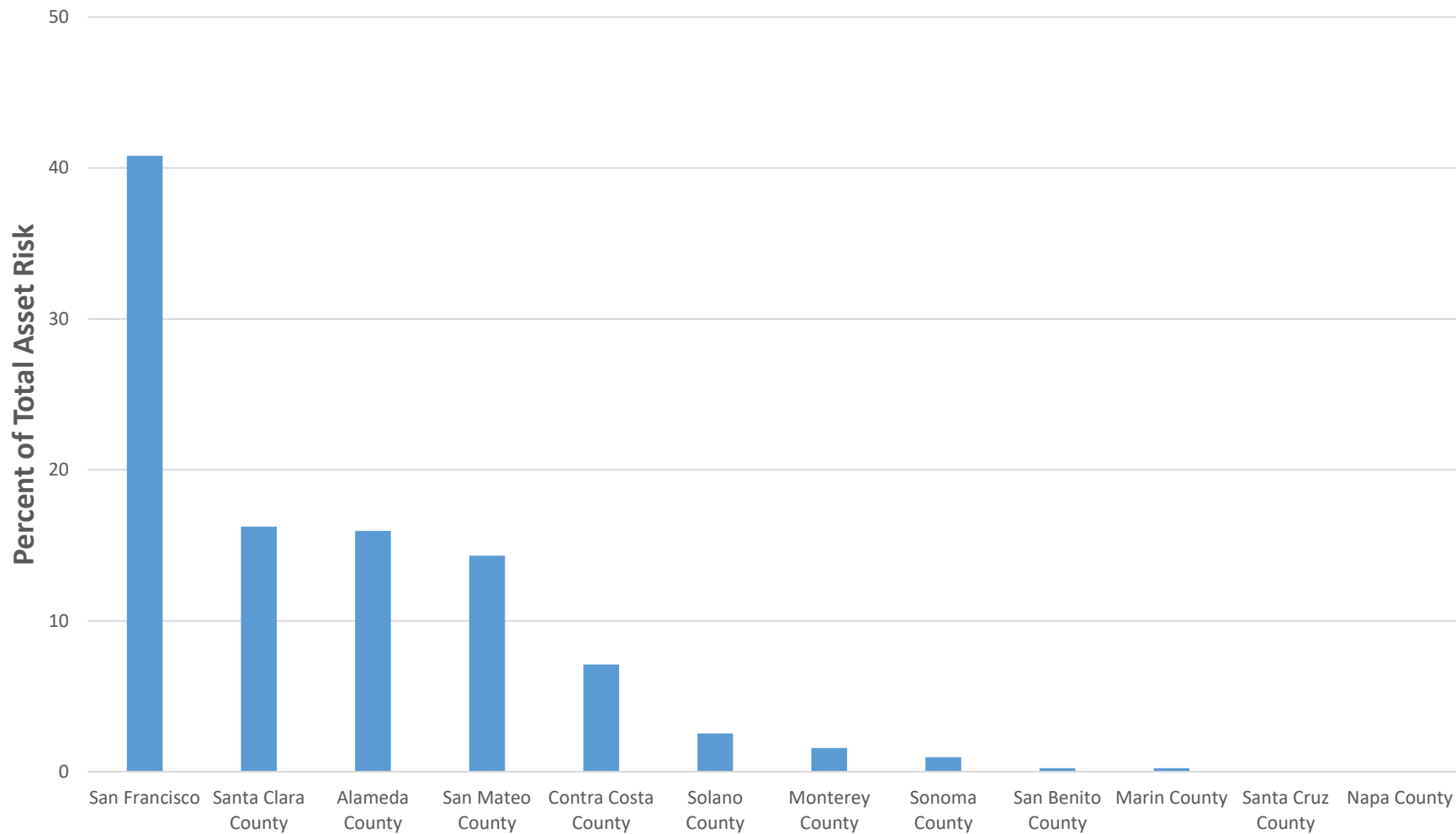
# Asset Updates & Validation

- Updated priority levels for unassigned assets
- Completed school asset prioritization update (Napa, Oakland, Alameda, Santa Cruz)
- NCRIC updated electrical sub-sector
  - No change to the relative Hub Asset Risk
- NCRIC nominated 3 new assets to DHS for 2018 National Critical Infrastructure Prioritization Program



# 2017 County Asset Risk

## County Asset Risk





# Capability Assessment

- Conducted every other year
- Jurisdiction-level Capability Assessments:
  - 9 Op Areas and 3 Core Cities
- Regional Capability Assessment:
  - UASI Regional Workgroups (9 meetings)
  - Regional Capability Workshop (May 25<sup>th</sup>)




# Risk Management Data Utilization

- Regional Risk & Gap Report determines the Priority Capability Objectives eligible for FY 18
- Jurisdiction-specific Risk & Gap Report
- Asset Risk utilized for Hub Allocation formula
- Asset risk data available in Cal COP's situational awareness tool for critical incidents or special events

For questions contact:

Amy Ramirez  
[amy.ramirez@sfgov.org](mailto:amy.ramirez@sfgov.org)  
415-353-5242

Thank you.







**To: Bay Area UASI Approval Authority**  
**From: Catherine Spaulding, Assistant General Manager**  
**Date: July 13, 2017**  
**Re: Item 8: FY18 Risk and Gap Analysis**

---

**Staff Recommendation:**

No recommendation

**Action or Discussion Items:**

Discussion, Possible Action

**Discussion:**

The Management Team is pleased to present the updated FY18 Risk and Gap Analysis. This report shows us where gaps are greatest and risk level the highest by core capability in the Bay Area region.

The Management Team produces the Risk and Gap Analysis on an annual basis. At the regional level, we use this information to determine what is eligible for funding for the coming grant year. This approach aligns us with Approval Authority Bylaws, which specify that the Approval Authority must use a risk and capability-based methodology to apply for and allocate grant funds. This is also consistent with guidance from DHS that grant dollars must be used to close demonstrated and prioritized capability gaps.

The Risk and Gap Analysis also includes risk and gap analysis results at the operational area and core city level. These documents are provided for information only and will not factor into sub-recipient grant proposal eligibility. However, we hope that jurisdictions find these reports helpful when planning uses of local homeland security and other funds.

This report includes the following information:

- Table 1 – FY18 Top Five Core Capabilities in Terms of Risk and Gap
- Table 2 – FY18 Regional Risk and Gap Analysis
- FY18 Operational Area and Core City Risk and Gap Analyses

### ***Changes from Last Year:***

There are some changes in the regional risk and gap list from last year. These changes result from the updated biennial capability assessment results as well as updates to the risk relevance given new inputs into our threat and asset risk profile. It is important to note that many of the core capabilities are clustered very closely together in terms of risk and gap, and so even slight changes in capability or risk relevance will change the relative rankings.

We have had gains in capability in areas where we have focused our attention and resources in recent years. Most notably, gains can be seen in supply chain security and integrity as well as intelligence and information sharing. We also saw some gains in capacity in cybersecurity, public information and warning, and operational communications. All of these core capabilities have moved further down on the risk and gap list but still remain important priorities.

### ***Methodology:***

The Risk and Gap Analysis is created by analyzing asset risk, the threats we face in the Bay Area, and our level of ability to address these threats. The Cal COP software determines a “risk relevance” ranking for each core capability based on asset and threat information within the system. The risk relevance ranking information is then combined with the Bay Area’s own, self-assessed level of ability (which includes over 700 performance metrics) that are gathered in regional, biennial workshops of subject matter experts. While the risk assessment is driven by terrorism risk, most, if not all of the capabilities involved in the assessment can be used to address natural hazards as well.

Specific data from the Capability Assessment Tool, the Threat and Hazard Identification and Risk Assessment (THIRA), as well as outreach to subject matter experts helped the Management Team to complete the “Bay Area Regional Responses” column in Table 1.

### ***Risk and Gap Reports in Cal COP:***

Risk and gap reports can be found in Cal COP. In order to access this information:

1. Go to the “Data Management” tab
2. Select “Capabilities”
3. Select “Assessment List”
4. Click on your jurisdiction’s Core Capability Assessment Report
5. Look to the lower left of the screen and then select “Generate Risk and Gap Report” under “Actions.”

Contact Amy Ramirez of the Management Team ([amy.ramirez@sfgov.org](mailto:amy.ramirez@sfgov.org)) if you need assistance accessing this information.

**Table 1: FY18 Top Five Core Capabilities in Terms of Risk and Gap for the Bay Area Region**

Risk & Gap	Core Capability	FEMA Core Capability Description	Bay Area Regional Responses
1	Infrastructure Systems	Stabilize critical infrastructure functions, minimize health and safety threats, and efficiently restore and revitalize systems and services to support a viable, resilient community. <b>Mission Area: Response, Recovery</b>	<ul style="list-style-type: none"> <li>• Follow up on 2016 Urban Shield/Yellow Command Exercise after action items pertaining to water systems and restoration</li> <li>• Focus on fuel as a critical lifeline in 2018/9 Urban Shield/Yellow Command Exercise and TTX series</li> <li>• Continue collaboration with FEMA, USGS, the State, and ABAG to make progress on critical lifelines interdependencies</li> </ul>
2	Screening, Search, and Detection	Identify, discover, or locate threats and/or hazards through active and passive surveillance and search procedures. This may include the use of systematic examinations and assessments, sensor technologies, or physical investigation and intelligence. <b>Mission Areas: Prevention, Protection</b>	<ul style="list-style-type: none"> <li>• Vigilant Guardian Exercise</li> <li>• Bay Area Radiological/Nuclear Detection Program</li> <li>• Annual PRND regional allocations</li> </ul>
3	Supply Chain Security and Integrity	Strengthen the security and resilience of the supply chain. <b>Mission Area: Protection</b>	<ul style="list-style-type: none"> <li>• Implementation of after-action items from 2016 Urban Shield/Yellow Command Exercise that focused on C-POD operations and security</li> <li>• Continued focus on integrity of supply chains – such as medical and transportation – in future workshops and exercises</li> </ul>
4	Access Control and Identity Verification	Apply and support necessary physical, technological, and cyber measures to control admittance to critical locations and systems. <b>Mission Area: Protection</b>	<ul style="list-style-type: none"> <li>• NCRIC provides SME input during critical infrastructure assessments</li> <li>• NCRIC private sector liaison outreach</li> <li>• Discussions of secure access to disaster areas and critical facilities at Bay Area UASI workgroups</li> </ul>
5	Cyber Security	Protect against damage to, the unauthorized use of, and/or the exploitation of electronic communications systems and services (and the information contained therein). <b>Mission Area: Protection</b>	<ul style="list-style-type: none"> <li>• NCRIC cyber program</li> <li>• Cyber security training</li> <li>• Completion of cybersecurity best practices research</li> <li>• Re-launch of regional Cyber Security Work Group</li> </ul>

**Table 2: FY18 Regional Risk and Gap Report**

<b>Risk &amp; Gap</b>	<b>Core Capability</b>	<b>Risk Relevance</b>	<b>Level of Ability</b>	<b>Gap Level</b>
1	Infrastructure Systems	6	17%	Needs Extra Attention
2	Screening, Search, and Detection	4	29%	Needs Extra Attention
3	Supply Chain Security and Integrity	12	29%	Needs Extra Attention
4	Access Control and Identity Verification	20	25%	Needs Attention
5	Cyber Security	1	41%	Needs Attention
6	Mass Care Services	19	30%	Needs Attention
7	Physical Protective Measures	17	35%	Needs Attention
8	Critical Transportation	22	30%	Needs Attention
9	Public Information and Warning	3	46%	Needs Attention
10	Forensics and Attribution	5	47%	Needs Attention
11	Interdiction and Disruption	8	53%	Needs Attention
12	Operational Communications	10	55%	Needs Attention
13	Community Resilience	16	53%	Needs Attention
14	Environmental Response, Health and Safety	21	46%	Needs Attention
15	Logistics and Supply Chain Management	27	23%	Needs Attention
16	Situational Assessment	23	47%	Sustain
17	Natural and Cultural Resources	29	25%	Sustain
18	Health and Social Services	32	18%	Sustain
19	Intelligence and Information Sharing	7	69%	Sustain
20	Fire Management and Suppression	18	59%	Sustain
21	Mass Search and Rescue	9	70%	Sustain
22	Fatality Management Services	24	52%	Sustain
23	On-Scene Security and Protection	2	73%	Sustain
24	Risk and Disaster Resilience Assessment	11	75%	Sustain
25	Planning	15	72%	Sustain
26	Long-Term Vulnerability Reduction	30	33%	Sustain
27	Risk Management - Protection Program & Activities	14	78%	Sustain
28	Housing	26	44%	Sustain
29	Economic and Community Recovery	28	40%	Sustain
30	Threat and Hazard Identification	13	90%	Sustain
31	Public Health and Medical Services	25	58%	Sustain
32	Operational Coordination	31	75%	Sustain

**Operational Area and Core City FY18 Regional Risk and Gap Reports**

Alameda County Gap Analysis Report ..... 6

Contra Costa County Gap Analysis Report..... 7

Marin County Gap Analysis Report..... 8

Monterey County Gap Analysis Report..... 9

City of Oakland Gap Analysis Report ..... 10

San Benito County Gap Analysis Report ..... 11

City of San Francisco Gap Analysis Report..... 12

City of San Jose Gap Analysis Report ..... 13

San Mateo County Gap Analysis Report ..... 14

Santa Clara County Gap Analysis Report ..... 15

Solano County Gap Analysis Report..... 16

Sonoma County Gap Analysis Report ..... 17

## Alameda County Gap Analysis Report

Risk & Gap	Core Capability	Risk Relevance	Level of Ability	Gap Level
1	Infrastructure Systems	2	21%	Needs Extra Attention
2	Public Information and Warning	8	44%	Needs Extra Attention
3	Long-term Vulnerability Reduction	5	46%	Needs Attention
4	Physical Protective Measures	6	58%	Needs Attention
5	Critical Transportation	23	33%	Needs Attention
6	Supply Chain Integrity and Security	26	24%	Needs Attention
7	Community Resilience	13	74%	Needs Attention
8	Interdiction and Disruption	4	75%	Needs Attention
9	Fire Management and Suppression	18	46%	Needs Attention
10	Intelligence and Information Sharing	3	77%	Needs Attention
11	Forensics and Attribution	1	81%	Needs Attention
12	Operational Communications	16	69%	Needs Attention
13	Cybersecurity	21	48%	Needs Attention
14	Risk Management Protection Prgrms and Activities	10	83%	Needs Attention
15	Planning	7	84%	Needs Attention
16	Screening, Search, and Detection	14	80%	Needs Attention
17	Access Control and Identity Verification	17	63%	Needs Attention
18	Situational Assessment	11	86%	Needs Attention
19	Risk and Disaster Resilience Assessment	9	87%	Sustain
20	Threats and Hazard Identification	12	90%	Sustain
21	Operational Coordination	15	79%	Sustain
22	Health and Social Services	27	48%	Sustain
23	Logistics and Supply Chain Management	30	38%	Sustain
24	Public Health and Medical Services	20	70%	Sustain
25	Natural and Cultural Resources	28	55%	Sustain
26	Mass Care Services	31	45%	Sustain
27	Mass Search and Rescue Operations	19	76%	Sustain
28	Fatality Management Service	24	70%	Sustain
29	Economic Recovery	29	60%	Sustain
30	Environmental Response/Health and Safety	25	75%	Sustain
31	Housing	32	62%	Sustain
32	On-scene Security and Protection	22	98%	Sustain

## Contra Costa County Gap Analysis Report

Risk & Gap	Core Capability	Risk Relevance	Level of Ability	Gap Level
1	Intelligence and Information Sharing	6	36%	Needs Extra Attention
2	Critical Transportation	19	21%	Needs Extra Attention
3	Interdiction and Disruption	11	47%	Needs Attention
4	Screening, Search, and Detection	14	48%	Needs Attention
5	Long-term Vulnerability Reduction	7	60%	Needs Attention
6	Community Resilience	4	62%	Needs Attention
7	Risk Management Protection Prgms and Activities	3	63%	Needs Attention
8	Physical Protective Measures	8	64%	Needs Attention
9	Situational Assessment	2	68%	Needs Attention
10	Risk and Disaster Resilience Assessment	10	72%	Needs Attention
11	Forensics and Attribution	5	74%	Needs Attention
12	Cybersecurity	22	51%	Needs Attention
13	Infrastructure Systems	9	79%	Needs Attention
14	Public Information and Warning	1	81%	Needs Attention
15	Fire Management and Suppression	17	68%	Needs Attention
16	Operational Coordination	15	76%	Needs Attention
17	Planning	12	88%	Sustain
18	On-scene Security and Protection	18	74%	Sustain
19	Supply Chain Integrity and Security	27	43%	Sustain
20	Operational Communications	16	85%	Sustain
21	Threats and Hazard Identification	13	95%	Sustain
22	Mass Search and Rescue Operations	24	65%	Sustain
23	Access Control and Identity Verification	21	75%	Sustain
24	Fatality Management Service	23	76%	Sustain
25	Public Health and Medical Services	20	83%	Sustain
26	Logistics and Supply Chain Management	30	53%	Sustain
27	Environmental Response/Health and Safety	25	86%	Sustain
28	Health and Social Services	26	81%	Sustain
29	Economic Recovery	28	76%	Sustain
30	Housing	32	67%	Sustain
31	Natural and Cultural Resources	29	78%	Sustain
32	Mass Care Services	31	74%	Sustain

## Marin County Gap Analysis Report

Risk & Gap	Core Capability	Risk Relevance	Level of Ability	Gap Level
1	Access Control and Identity Verification	17	17%	Needs Extra Attention
2	Screening, Search, and Detection	14	34%	Needs Extra Attention
3	Infrastructure Systems	6	40%	Needs Extra Attention
4	Risk Management Protection Prgms and Activities	11	65%	Needs Attention
5	Community Resilience	4	73%	Needs Attention
6	Forensics and Attribution	5	74%	Needs Attention
7	Intelligence and Information Sharing	1	76%	Needs Attention
8	Risk and Disaster Resilience Assessment	10	78%	Needs Attention
9	Cybersecurity	24	40%	Needs Attention
10	Physical Protective Measures	2	81%	Needs Attention
11	On-scene Security and Protection	20	72%	Needs Attention
12	Threats and Hazard Identification	13	85%	Needs Attention
13	Operational Coordination	15	86%	Needs Attention
14	Public Information and Warning	9	88%	Needs Attention
15	Operational Communications	16	88%	Needs Attention
16	Interdiction and Disruption	7	89%	Needs Attention
17	Long-term Vulnerability Reduction	8	91%	Needs Attention
18	Critical Transportation	22	79%	Sustain
19	Mass Search and Rescue Operations	18	86%	Sustain
20	Situational Assessment	12	95%	Sustain
21	Fatality Management Service	21	83%	Sustain
22	Public Health and Medical Services	19	87%	Sustain
23	Planning	3	100%	Sustain
24	Health and Social Services	25	54%	Sustain
25	Logistics and Supply Chain Management	31	42%	Sustain
26	Fire Management and Suppression	23	91%	Sustain
27	Housing	32	51%	Sustain
28	Supply Chain Integrity and Security	27	65%	Sustain
29	Mass Care Services	29	61%	Sustain
30	Economic Recovery	28	66%	Sustain
31	Environmental Response/Health and Safety	26	96%	Sustain
32	Natural and Cultural Resources	30	90%	Sustain



## Monterey County Gap Analysis Report

Risk & Gap	Core Capability	Risk Relevance	Level of Ability	Gap Level
1	Forensics and Attribution	2	17%	Needs Extra Attention
2	Access Control and Identity Verification	17	15%	Needs Extra Attention
3	Long-term Vulnerability Reduction	5	21%	Needs Extra Attention
4	Physical Protective Measures	12	27%	Needs Extra Attention
5	Screening, Search, and Detection	14	36%	Needs Attention
6	Intelligence and Information Sharing	3	37%	Needs Attention
7	Operational Communications	16	48%	Needs Attention
8	Public Health and Medical Services	21	42%	Needs Attention
9	Infrastructure Systems	11	60%	Needs Attention
10	Risk Management Protection Prgms and Activities	8	61%	Needs Attention
11	Supply Chain Integrity and Security	28	14%	Needs Attention
12	Community Resilience	1	65%	Needs Attention
13	Fire Management and Suppression	19	62%	Needs Attention
14	Situational Assessment	9	70%	Needs Attention
15	Interdiction and Disruption	4	72%	Needs Attention
16	Planning	6	73%	Sustain
17	Health and Social Services	24	53%	Sustain
18	Fatality Management Service	22	68%	Sustain
19	Public Information and Warning	13	84%	Sustain
20	Risk and Disaster Resilience Assessment	7	85%	Sustain
21	Operational Coordination	15	85%	Sustain
22	On-scene Security and Protection	20	81%	Sustain
23	Mass Care Services	30	35%	Sustain
24	Mass Search and Rescue Operations	18	87%	Sustain
25	Economic Recovery	27	64%	Sustain
26	Cybersecurity	23	73%	Sustain
27	Threats and Hazard Identification	10	100%	Sustain
28	Critical Transportation	26	75%	Sustain
29	Logistics and Supply Chain Management	31	58%	Sustain
30	Environmental Response/Health and Safety	25	90%	Sustain
31	Housing	32	74%	Sustain
32	Natural and Cultural Resources	29	78%	Sustain

## City of Oakland Gap Analysis Report

Risk & Gap	Core Capability	Risk Relevance	Level of Ability	Gap Level
1	Infrastructure Systems	7	15%	Needs Extra Attention
2	Physical Protective Measures	10	17%	Needs Extra Attention
3	Situational Assessment	3	25%	Needs Extra Attention
4	Health and Social Services	25	1%	Needs Attention
5	Access Control and Identity Verification	19	29%	Needs Attention
6	Critical Transportation	23	32%	Needs Attention
7	Interdiction and Disruption	8	50%	Needs Attention
8	Cybersecurity	24	34%	Needs Attention
9	Intelligence and Information Sharing	2	61%	Needs Attention
10	Long-term Vulnerability Reduction	9	63%	Needs Attention
11	Forensics and Attribution	1	68%	Needs Attention
12	Risk and Disaster Resilience Assessment	4	73%	Needs Attention
13	Public Health and Medical Services	20	64%	Needs Attention
14	Housing	32	18%	Sustain
15	Public Information and Warning	5	78%	Sustain
16	Fire Management and Suppression	17	72%	Sustain
17	Screening, Search, and Detection	14	80%	Sustain
18	Operational Communications	16	81%	Sustain
19	Operational Coordination	15	88%	Sustain
20	Planning	6	92%	Sustain
21	Logistics and Supply Chain Management	31	38%	Sustain
22	Risk Management Protection Prgms and Activities	11	95%	Sustain
23	Economic Recovery	28	48%	Sustain
24	Community Resilience	13	96%	Sustain
25	Fatality Management Service	22	82%	Sustain
26	Threats and Hazard Identification	12	97%	Sustain
27	Supply Chain Integrity and Security	27	51%	Sustain
28	Mass Care Services	30	48%	Sustain
29	Mass Search and Rescue Operations	21	91%	Sustain
30	On-scene Security and Protection	18	97%	Sustain
31	Environmental Response/Health and Safety	26	80%	Sustain
32	Natural and Cultural Resources	29	70%	Sustain

## San Benito County Gap Analysis Report

Risk & Gap	Core Capability	Risk Relevance	Level of Ability	Gap Level
1	Threats and Hazard Identification	13	0%	Needs Extra Attention
2	Physical Protective Measures	12	6%	Needs Extra Attention
3	Risk Management Protection Prgms and Activities	2	19%	Needs Extra Attention
4	Intelligence and Information Sharing	4	25%	Needs Extra Attention
5	Risk and Disaster Resilience Assessment	5	25%	Needs Extra Attention
6	Interdiction and Disruption	7	25%	Needs Extra Attention
7	Forensics and Attribution	10	25%	Needs Extra Attention
8	Access Control and Identity Verification	17	9%	Needs Extra Attention
9	Long-term Vulnerability Reduction	8	28%	Needs Extra Attention
10	Screening, Search, and Detection	14	25%	Needs Extra Attention
11	Operational Communications	16	29%	Needs Attention
12	Public Information and Warning	9	41%	Needs Attention
13	Infrastructure Systems	11	46%	Needs Attention
14	Cybersecurity	27	7%	Needs Attention
15	Situational Assessment	6	50%	Needs Attention
16	Community Resilience	3	53%	Needs Attention
17	Health and Social Services	30	10%	Needs Attention
18	Natural and Cultural Resources	22	33%	Sustain
19	Fatality Management Service	23	31%	Sustain
20	Logistics and Supply Chain Management	24	33%	Sustain
21	Economic Recovery	28	29%	Sustain
22	Environmental Response/Health and Safety	29	30%	Sustain
23	On-scene Security and Protection	19	50%	Sustain
24	Planning	1	75%	Sustain
25	Public Health and Medical Services	21	47%	Sustain
26	Critical Transportation	20	60%	Sustain
27	Fire Management and Suppression	18	70%	Sustain
28	Housing	32	42%	Sustain
29	Mass Care Services	31	45%	Sustain
30	Mass Search and Rescue Operations	25	58%	Sustain
31	Operational Coordination	15	86%	Sustain
32	Supply Chain Integrity and Security	26	100%	Sustain

## City of San Francisco Gap Analysis Report

Risk & Gap	Core Capability	Risk Relevance	Level of Ability	Gap Level
1	Long-term Vulnerability Reduction	7	53%	Needs Attention
2	Cybersecurity	18	41%	Needs Attention
3	Physical Protective Measures	10	53%	Needs Attention
4	Infrastructure Systems	8	57%	Needs Attention
5	Operational Communications	16	61%	Needs Attention
6	Natural and Cultural Resources	28	15%	Needs Attention
7	Critical Transportation	21	56%	Needs Attention
8	Intelligence and Information Sharing	6	78%	Needs Attention
9	Access Control and Identity Verification	17	67%	Needs Attention
10	Screening, Search, and Detection	14	79%	Needs Attention
11	Forensics and Attribution	5	86%	Needs Attention
12	Situational Assessment	11	86%	Needs Attention
13	Interdiction and Disruption	12	87%	Needs Attention
14	Community Resilience	2	89%	Needs Attention
15	Operational Coordination	15	86%	Needs Attention
16	Public Information and Warning	3	93%	Needs Attention
17	Planning	9	93%	Needs Attention
18	Risk Management Protection Prgms and Activities	4	97%	Sustain
19	Risk and Disaster Resilience Assessment	13	98%	Sustain
20	Economic Recovery	29	35%	Sustain
21	Fire Management and Suppression	19	84%	Sustain
22	Threats and Hazard Identification	1	100%	Sustain
23	On-scene Security and Protection	20	86%	Sustain
24	Public Health and Medical Services	23	75%	Sustain
25	Mass Search and Rescue Operations	22	90%	Sustain
26	Fatality Management Service	24	77%	Sustain
27	Mass Care Services	31	46%	Sustain
28	Supply Chain Integrity and Security	27	59%	Sustain
29	Housing	32	61%	Sustain
30	Health and Social Services	26	91%	Sustain
31	Logistics and Supply Chain Management	30	79%	Sustain
32	Environmental Response/Health and Safety	25	95%	Sustain

## City of San Jose Gap Analysis Report

Risk & Gap	Core Capability	Risk Relevance	Level of Ability	Gap Level
1	Planning	8	4%	Needs Extra Attention
2	Community Resilience	1	10%	Needs Extra Attention
3	Physical Protective Measures	7	10%	Needs Extra Attention
4	Long-term Vulnerability Reduction	6	13%	Needs Extra Attention
5	Critical Transportation	23	7%	Needs Extra Attention
6	Risk and Disaster Resilience Assessment	10	18%	Needs Attention
7	Fatality Management Service	22	12%	Needs Attention
8	Situational Assessment	12	20%	Needs Attention
9	Public Information and Warning	9	21%	Needs Attention
10	Operational Coordination	15	19%	Needs Attention
11	Access Control and Identity Verification	17	17%	Needs Attention
12	Infrastructure Systems	3	21%	Needs Attention
13	Mass Care Services	30	3%	Needs Attention
14	Operational Communications	16	23%	Needs Attention
15	Threats and Hazard Identification	13	25%	Needs Attention
16	Health and Social Services	26	8%	Needs Attention
17	Fire Management and Suppression	18	25%	Needs Attention
18	Cybersecurity	24	22%	Needs Attention
19	Supply Chain Integrity and Security	28	15%	Sustain
20	Logistics and Supply Chain Management	31	12%	Sustain
21	Risk Management Protection Prgms and Activities	11	35%	Sustain
22	Economic Recovery	27	17%	Sustain
23	Housing	32	14%	Sustain
24	Screening, Search, and Detection	14	37%	Sustain
25	Natural and Cultural Resources	29	20%	Sustain
26	Interdiction and Disruption	5	51%	Sustain
27	Intelligence and Information Sharing	4	54%	Sustain
28	Environmental Response/Health and Safety	25	41%	Sustain
29	Mass Search and Rescue Operations	20	55%	Sustain
30	Public Health and Medical Services	21	57%	Sustain
31	On-scene Security and Protection	19	58%	Sustain
32	Forensics and Attribution	2	65%	Sustain

## San Mateo County Gap Analysis Report

Risk & Gap	Core Capability	Risk Relevance	Level of Ability	Gap Level
1	Infrastructure Systems	1	15%	Needs Extra Attention
2	Access Control and Identity Verification	18	23%	Needs Extra Attention
3	Critical Transportation	22	21%	Needs Extra Attention
4	Risk Management Protection Prgms and Activities	11	42%	Needs Attention
5	Physical Protective Measures	7	45%	Needs Attention
6	Long-term Vulnerability Reduction	2	48%	Needs Attention
7	Cybersecurity	17	49%	Needs Attention
8	Community Resilience	3	58%	Needs Attention
9	Risk and Disaster Resilience Assessment	10	61%	Needs Attention
10	Forensics and Attribution	4	64%	Needs Attention
11	Public Information and Warning	9	67%	Needs Attention
12	Screening, Search, and Detection	14	71%	Needs Attention
13	Situational Assessment	12	78%	Needs Attention
14	Natural and Cultural Resources	29	25%	Needs Attention
15	Planning	8	80%	Needs Attention
16	Operational Communications	16	79%	Sustain
17	Intelligence and Information Sharing	5	83%	Sustain
18	Fatality Management Service	23	72%	Sustain
19	Fire Management and Suppression	19	78%	Sustain
20	On-scene Security and Protection	20	77%	Sustain
21	Interdiction and Disruption	6	90%	Sustain
22	Mass Search and Rescue Operations	24	68%	Sustain
23	Threats and Hazard Identification	13	93%	Sustain
24	Health and Social Services	25	50%	Sustain
25	Public Health and Medical Services	21	86%	Sustain
26	Logistics and Supply Chain Management	31	42%	Sustain
27	Operational Coordination	15	99%	Sustain
28	Mass Care Services	30	56%	Sustain
29	Supply Chain Integrity and Security	27	70%	Sustain
30	Environmental Response/Health and Safety	26	90%	Sustain
31	Economic Recovery	28	91%	Sustain
32	Housing	32	94%	Sustain

## Santa Clara County Gap Analysis Report

Risk & Gap	Core Capability	Risk Relevance	Level of Ability	Gap Level
1	Physical Protective Measures	7	25%	Needs Extra Attention
2	Risk Management Protection Prgms and Activities	13	33%	Needs Extra Attention
3	Critical Transportation	21	16%	Needs Attention
4	Infrastructure Systems	3	45%	Needs Attention
5	Community Resilience	1	49%	Needs Attention
6	Fatality Management Service	23	17%	Needs Attention
7	Long-term Vulnerability Reduction	6	53%	Needs Attention
8	Operational Communications	16	47%	Needs Attention
9	Public Information and Warning	9	55%	Needs Attention
10	Forensics and Attribution	2	58%	Needs Attention
11	Intelligence and Information Sharing	4	58%	Needs Attention
12	Risk and Disaster Resilience Assessment	10	59%	Needs Attention
13	Situational Assessment	11	59%	Needs Attention
14	Health and Social Services	28	13%	Needs Attention
15	Interdiction and Disruption	5	65%	Needs Attention
16	On-scene Security and Protection	19	54%	Needs Attention
17	Planning	8	83%	Sustain
18	Access Control and Identity Verification	17	68%	Sustain
19	Operational Coordination	15	78%	Sustain
20	Threats and Hazard Identification	12	88%	Sustain
21	Screening, Search, and Detection	14	94%	Sustain
22	Mass Search and Rescue Operations	20	73%	Sustain
23	Economic Recovery	29	49%	Sustain
24	Natural and Cultural Resources	25	58%	Sustain
25	Logistics and Supply Chain Management	30	54%	Sustain
26	Fire Management and Suppression	18	88%	Sustain
27	Supply Chain Integrity and Security	26	61%	Sustain
28	Environmental Response/Health and Safety	27	63%	Sustain
29	Mass Care Services	31	58%	Sustain
30	Cybersecurity	24	82%	Sustain
31	Public Health and Medical Services	22	88%	Sustain
32	Housing	32	58%	Sustain

## Solano County Gap Analysis Report

Risk & Gap	Core Capability	Risk Relevance	Level of Ability	Gap Level
1	Infrastructure Systems	2	19%	Needs Extra Attention
2	Community Resilience	1	43%	Needs Attention
3	Long-term Vulnerability Reduction	10	45%	Needs Attention
4	Critical Transportation	20	47%	Needs Attention
5	Risk Management Protection Prgms and Activities	5	59%	Needs Attention
6	Situational Assessment	6	60%	Needs Attention
7	Physical Protective Measures	11	60%	Needs Attention
8	Fire Management and Suppression	24	50%	Needs Attention
9	Screening, Search, and Detection	14	62%	Needs Attention
10	Cybersecurity	18	58%	Needs Attention
11	Forensics and Attribution	7	68%	Needs Attention
12	Mass Search and Rescue Operations	15	66%	Needs Attention
13	Intelligence and Information Sharing	8	71%	Needs Attention
14	Health and Social Services	25	34%	Needs Attention
15	Public Health and Medical Services	19	66%	Needs Attention
16	Interdiction and Disruption	9	76%	Needs Attention
17	Planning	12	79%	Sustain
18	Supply Chain Integrity and Security	27	38%	Sustain
19	Public Information and Warning	3	79%	Sustain
20	Risk and Disaster Resilience Assessment	4	81%	Sustain
21	Operational Communications	17	81%	Sustain
22	Economic Recovery	29	41%	Sustain
23	Access Control and Identity Verification	23	80%	Sustain
24	Fatality Management Service	21	83%	Sustain
25	Natural and Cultural Resources	32	40%	Sustain
26	Housing	31	46%	Sustain
27	Mass Care Services	28	54%	Sustain
28	Operational Coordination	16	96%	Sustain
29	Threats and Hazard Identification	13	100%	Sustain
30	On-scene Security and Protection	22	95%	Sustain
31	Logistics and Supply Chain Management	30	70%	Sustain
32	Environmental Response/Health and Safety	26	85%	Sustain



## Sonoma County Gap Analysis Report

Risk & Gap	Core Capability	Risk Relevance	Level of Ability	Gap Level
1	Physical Protective Measures	7	41%	Needs Attention
2	Infrastructure Systems	3	43%	Needs Attention
3	Access Control and Identity Verification	18	38%	Needs Attention
4	Operational Communications	16	45%	Needs Attention
5	Interdiction and Disruption	5	59%	Needs Attention
6	Public Health and Medical Services	21	39%	Needs Attention
7	Community Resilience	1	62%	Needs Attention
8	Intelligence and Information Sharing	4	67%	Needs Attention
9	Public Information and Warning	9	67%	Needs Attention
10	Health and Social Services	25	32%	Needs Attention
11	Supply Chain Integrity and Security	29	18%	Needs Attention
12	Forensics and Attribution	2	71%	Needs Attention
13	Critical Transportation	23	39%	Needs Attention
14	Natural and Cultural Resources	28	25%	Needs Attention
15	Risk Management Protection Prgms and Activities	11	76%	Needs Attention
16	Screening, Search, and Detection	14	76%	Needs Attention
17	Mass Care Services	30	23%	Sustain
18	Long-term Vulnerability Reduction	6	84%	Sustain
19	Economic Recovery	26	50%	Sustain
20	Planning	8	88%	Sustain
21	Situational Assessment	12	93%	Sustain
22	Mass Search and Rescue Operations	20	72%	Sustain
23	Risk and Disaster Resilience Assessment	10	96%	Sustain
24	Cybersecurity	27	58%	Sustain
25	Fire Management and Suppression	17	87%	Sustain
26	Operational Coordination	15	94%	Sustain
27	Threats and Hazard Identification	13	98%	Sustain
28	Logistics and Supply Chain Management	31	42%	Sustain
29	Fatality Management Service	22	75%	Sustain
30	On-scene Security and Protection	19	89%	Sustain
31	Housing	32	45%	Sustain
32	Environmental Response/Health and Safety	24	86%	Sustain



**To: Bay Area UASI Approval Authority**  
**From: Catherine Spaulding, Assistant General Manager**  
**Date: July 13, 2017**  
**Re: Item 9: FY18 Project Proposal Guidance**

---

**Staff Recommendation:**

Approve the FY18 Project Proposal Guidance

**Action or Discussion Items:**

Action

**Discussion:**

The Management Team is pleased to present the Project Proposal Guidance for the FY18 UASI funding cycle. This document contains all requirements and procedures for the FY18 sub-recipient grant application, review, and approval process.

The timeline and general approach of the process is consistent with prior years, and there are no substantive changes this year as compared to last. The proposal submission period kicks off in late September, hub meetings are in January, and Approval Authority final approval of projects is planned for March.

The FY18 Proposal Guidance includes:

- Proposal submission (page 3)
- Proposal review (page 6)
- Roles and responsibilities (pages 8-12)
- Priority capability objectives (page 14)
- Summary timeline (page 28)
- Allowable spending guidelines (pages 29-37)
- Sample proposal (Appendix A)

The Management Team welcomes feedback and suggestions concerning the proposal process.

Below please find some highlights and important reminders:

- ***Controlled Equipment:*** All proposals that seek funding for items on FEMA’s controlled equipment list must complete FEMA Form 087-0-0-1 as part of their application.
- ***Compliance of Frequently Requested Items List:*** The updated proposal guidance provides a table which lists items jurisdictions frequently request and designates whether such items are: (1) in compliance for the Bay Area UASI FY18 grant cycle in terms of meeting the FY18 priority capability objectives; and (2) on the controlled equipment list.
- ***Core City Proposal Submission Meetings:*** The Management Team urges all proposers to access our assistance in order to submit timely and compliant proposals. Given that they complete the highest volume of proposals, the Management Team will be requesting meetings with core city stakeholders in the week of September 25 in order to support the proposal submission process.
- ***Inventory Question:*** This year, the proposal form will require jurisdictions to provide relevant inventory information for equipment proposals.
- ***Highly Specialized and Unique Equipment:*** This will be a category included in the “Level One” regional project definition so that such proposals will be heard by the Approval Authority in the January 2018 meeting.
- ***Definition of a Regional Project:*** All regional projects must benefit at least three hubs in *an equitable manner*. Equipment purchased by a single jurisdiction which would be made available to neighboring hubs on only an ad-hoc or mutual aid basis does not meet this threshold. In order to ensure a fair and consistent process throughout the region, the Management Team will determine whether a project is regional using criteria detailed in this guidance, input from the Approval Authority and regional subject matter experts, and consistency with past practices.
- ***Hub Voting Members:*** Approval Authority Members should designate hub voting members to participate in hub meetings. The Management Team will solicit this information from Members in the fall of 2017.
- ***Internal Vetting:*** Approval Authority Members may wish to undertake an internal vetting process within their operational area/core city to identify which proposals should be submitted for UASI funding. Counties often combine such UASI proposal vetting with decision-making on their SHSP allocation. Upon request, the Management Team can provide assistance to jurisdictions in planning internal vetting processes.
- ***Proposal Review:*** Approval Authority Members will have the opportunity to review their jurisdictions’ proposals from November 13 – December 1, 2017. Members may remove proposals from consideration during this time but must inform the proposers of their decision to do so.

**Priority Capability Objectives**

Priority capability objectives are selected each year from among the Bay Area UASI Goals and Objectives based on the results of the Risk and Gap Analysis. Priority capability objectives include strategic objectives that are tied to those core capabilities that are needed most to build our capabilities and address our greatest risk areas. Each year, approximately half of our strategic objectives are featured and this includes approximately half of our highest risk core capabilities. In order to be eligible for funding, all proposed projects must fulfill at least one of the priority capability objectives. See the table below for the proposed FY18 priority capabilities objectives.

**Table 1: FY18 Priority Capability Objectives**

<b>Goal 2 - Information Analysis and Infrastructure Protection</b>
<b>Objective 2.2 Terrorism Attribution, Interdiction and Disruption:</b> Conduct forensic analysis; attribute terrorist threats; and identify, deter, detect, disrupt, investigate, and apprehend suspects involved in terrorist activities.
<b>Objective 2.3 Infrastructure Protection:</b> Assess risk to the region’s physical and cyber critical infrastructure and key resource, enhance protection, and reduce risk from all hazards.
<b>Goal 3 - Communications</b>
<b>Objective 3.1 Operational Communications:</b> Provide voice and data information among multi-jurisdictional and multidisciplinary responders, command posts, agencies, and officials during an emergency response.
<b>Objective 3.2 Emergency Public Information and Warning:</b> Provide public information and warning to affected members of the community in order to save lives and property.
<b>Goal 4 - CBRNE Detection, Response, and Decontamination</b>
<b>Objective 4.1 Screening Search and Detection:</b> Detect, locate and identify CBRNE materials and communicate relevant information to appropriate entities at the state and federal level.
<b>Objective 4.4 Environmental Response/Health and Safety:</b> Conduct assessments and disseminate resources to support immediate environmental health and safety operations.
<b>Objective 4.5 Critical Resource Logistics:</b> Secure supply nodes and provide emergency power, fuel support for responders, access to community staples, and fire and other first response services.
<b>Goal 6 - Emergency Planning and Community Preparedness</b>
<b>Objective 6.2 Critical Transportation:</b> Evacuate people and animals as well as deliver response personnel, equipment, and services in order to save lives and assist survivors.
<b>Objective 6.3 Mass Care:</b> Provide sheltering, feeding, family reunification, and bulk distribution for populations impacted by emergency incidents.
<b>Objective 6.4 Community Resiliency:</b> Collaborate with the whole community to prevent, protect, mitigate, prepare for, respond to and recover from all threats and hazards.
<b>Goal 7 - Recovery</b>
<b>Objective 7.1 Infrastructure Systems:</b> Restore critical lifelines through providing assessments and getting personnel and equipment to disaster scenes.



**Project Proposal Guidance  
for Fiscal Year 2018**

June 2017

# Table of Contents

<b>1. UASI GRANT PROGRAM OVERVIEW.....</b>	<b>2</b>
<b>2. THE 2018 FEDERAL BUDGET.....</b>	<b>2</b>
<b>3. BAY AREA RISK AND GAP ANALYSIS .....</b>	<b>2</b>
<b>4. PROPOSAL SUBMISSION.....</b>	<b>3</b>
<b>5. PROPOSAL REVIEW .....</b>	<b>6</b>
<b>6. PROPOSAL CRITERIA.....</b>	<b>7</b>
<b>7. ROLE OF THE WORK GROUPS .....</b>	<b>8</b>
<b>8. ROLE OF THE HUBS .....</b>	<b>9</b>
<b>9. ROLE OF THE REGIONAL PROPOSAL WORK GROUP .....</b>	<b>11</b>
<b>10. ROLE OF THE APPROVAL AUTHORITY .....</b>	<b>12</b>
<b>11. ALLOCATION OF FUNDING .....</b>	<b>13</b>
<b>12. PRIORITY CAPABILITY OBJECTIVES .....</b>	<b>14</b>
<b>13. COMPLIANCE OF FREQUENTLY REQUESTED ITEMS.....</b>	<b>26</b>
<b>14. SUMMARY TIMELINE .....</b>	<b>28</b>
<b>15. ALLOWABLE SPENDING GUIDELINES .....</b>	<b>29</b>

## **APPENDIX A – SAMPLE PROJECT PROPOSAL**

**This guidance provides an overview of the process and requirements for applying for funds through the Bay Area UASI for the FY18 grant year. Please note that this guidance remains interim until the FY18 Federal DHS notice of funding opportunity is released. This guidance does not include the updated rules governing allowable expenses under the UASI grant for FY18.**

## **Section 1. UASI Grant Program Overview**

Since its inception in FY03, the intent of the Urban Areas Security Initiative (UASI) program has been to enhance regional terrorism preparedness in major metropolitan areas by developing integrated systems for terrorism prevention, protection, response, and recovery. The FY18 UASI program will likely provide financial assistance to address the unique regional, multi-discipline terrorism preparedness planning, organization, equipment, training, and exercise needs of high-threat, high-density urban areas. However, many capabilities which support terrorism preparedness simultaneously support preparedness for other hazards, including natural disasters and other major incidents. UASI funds may be used for other preparedness activities as long as the dual use quality and nexus to terrorism is clearly demonstrated. UASI funds are intended for regional approaches to overall preparedness and should adopt regional response structures whenever appropriate.

## **Section 2. 2018 Federal Budget**

It is expected that the Department of Homeland Security (DHS) FY18 budget will be approved by the end of calendar year 2017 or early in 2018, and DHS will issue a Notice of Funding Opportunity (NOFO) for the Homeland Security Grant Program (HSGP) by the spring of 2018. Earlier passage of the DHS budget is possible and therefore the region must be prepared to initiate its selection of proposals under an earlier and shortened time frame. Details on addressing this contingency would be put forward by the Management Team.

## **Section 3. Bay Area Risk and Gap Analysis**

The Bay Area UASI regularly conducts a risk validation analysis and capabilities assessment across the region's twelve counties and three major cities. Each year, the Bay Area UASI updates its Risk and Gap Analysis, which shows where gaps are greatest and risk level the highest by core capability. This analysis results in priority capability objectives which are used to guide proposal submissions. The priority capability objectives for the FY18 proposal process are included in Section 12 of this guidance. FY18 proposals should strive to build the region's priority capabilities and must fall within these priority capability objectives in order to be eligible for funding.

## Section 4. Proposal Submission

FY18 UASI proposals must be submitted to the Management Team between Friday September 22 – Friday October 13, 2017. All proposals must be submitted by 5pm on Friday October 13. Late proposals will be ineligible.

### *Kick off meeting:*

All persons submitting FY18 proposals are required to either attend the FY18 proposal kick off workshop/webinar on Thursday, September 21, 2017 or review the webinar prior to submitting a proposal (available at [www.bayareauasi.org](http://www.bayareauasi.org)). Please note the Management Team will notify our primary stakeholders of the kick off meeting, but ultimately, county and core city leadership should be responsible for distributing notification emails regarding UASI project proposal information to their cities and agencies.

### *WebGrants system:*

All proposals must be submitted electronically through the WebGrants system. A sample proposal can be found in Appendix A of this guidance. The actual proposal template will be available as of September 22 upon logging into the WebGrants system. The Management Team will offer training on using the system for submitting proposals at the Thursday September 21 proposal kick off workshop/webinar.

### *Controlled equipment:*

All proposals that seek funding for items on FEMA's controlled equipment list must complete FEMA Form 087-0-0-1 as part of their proposal application. The proposer will not be able to submit their proposal through the WebGrants system unless the required form is completed in its entirety. See Section 13, Compliance of Frequently Requested Items, for more information.

### *Proposals for positions:*

Funding for a staff position must be submitted individually as a project with its own proposal. Multiple positions may not be bundled within one proposal nor can positions be combined with other funding uses (e.g., equipment, training) within one proposal. In addition, each position must include a specific deliverable that clearly ties to the selected priority capability objective.

### *Local jurisdiction internal vetting:*

Many Bay Area UASI jurisdictions undergo an internal vetting process of their own to identify which proposals should be submitted for UASI funding. Counties often conduct such UASI vetting along with their SHSP decision-making. Such processes are the responsibility of each jurisdiction. However, the Management Team is available, upon request, to assist jurisdictions in planning their internal vetting processes.



*Management Team support:*

Management Team staff is available to answer questions and provide support on compliance, proposal criteria, as well as using the WebGrants system. All proposers are urged to access Management Team staff assistance in order to submit timely and compliant proposals. The Management Team will request meetings with core city stakeholders in the week of September 25 in order to support the proposal submission process.

*Definition of a regional project:*

When submitting a project, proposers will be asked to designate whether their proposal is a “core city,” “hub,” or “regional” project. All regional projects must benefit at least three hubs in an equitable manner. Examples include:

- WebEOC Fusion with CalEOC – project to share essential elements of information and provide training to WebEOC/CalEOC users within all 12 UASI Operational Areas.
- Regional Joint Information System (JIS) Project – project of the Regional JIS Steering Committee to develop a regional JIS plan and training course.
- BayRICS Regional Broadband Planning – project to plan for the deployment of the FirstNet nationwide public safety broadband network throughout the Bay Area.
- Regional Training and Exercise Program – managed by the Alameda County Sheriff’s Office on behalf of the Bay Area UASI region.
- Bay Area PRND Equipment – project governed by a regional workgroup to benefit the entire region by providing radiological and nuclear detection, analysis, and reporting capability.

Equipment purchased by a single jurisdiction which would be made available to neighboring hubs on an ad-hoc or mutual aid basis would not qualify as a regional project because it would not meet the threshold of benefiting other hubs in an equitable manner.

However, highly specialized and unique equipment will be considered as a “level one” regional project and reviewed by the Approval Authority at the January 2018 meeting (see Section 9). Such equipment must address a gap stated in a local or state after action report and must have an endorsement from the CBRNE Work Group that it meets the “highly specialized and unique” threshold.

In order to ensure a fair and consistent approach to funding throughout the region, please note the following:

- The Management Team will determine whether a project is regional using criteria detailed in this guidance, input from the Approval Authority and regional subject matter experts, and consistency with past practices.

- If a proposer submits a project as regional and the Management Team determines that the proposal does not fit the regional criteria, the Management Team will contact him/her to inform them of this situation. This notification will occur during the Management Team's compliance review process (October 16 – November 13, 2017). In this instance the proposer may opt to withdraw his/her proposal or change the designation to hub or core city funding as appropriate.
- All proposal designations will be considered final after Friday December 1, the end of the Approval Authority review period. After December 1, once a proposal is designated as "hub" or "core city" it may no longer be changed to "regional" and vice-versa. A proposal may not be duplicated or vetted twice in order to have an opportunity to be prioritized for funding at both the hub and regional level.

## **Section 5. Proposal Review**

Upon receipt of the proposals on October 13, the Management Team will review them for compliance with the proposal criteria (see Section 6, Proposal Criteria). Proposals that do not meet the criteria will be ineligible and will be removed from further consideration for funding.

The Management Team will also undertake a financial and programmatic review of all proposals. Proposers may be contacted to correct errors and resubmit proposals, and/or the Management Team may make such corrections and notify the proposers. Proposals that are not resubmitted by the designated date will not proceed further in the review process.

The Management Team will share proposals with Approval Authority Members for review in November and then with hubs in December 2017. See sections below for more details on the hub and other review processes, as well as Section 14 for the summary timeline.

## Section 6. Proposal Criteria

All proposals must meet the following criteria:

- Have a clear “nexus to terrorism,” – i.e., the proposal must specify how the activities will support terrorism preparedness
- Directly benefit at least two operational areas
- Enhance the region’s priority capability objectives (see Section 12)
- Include only allowable expenses under UASI grant guidelines (See Section 15)

In addition, proposals may only be submitted by a government agency within the twelve county Bay Area UASI footprint and must have approval of the relevant department head. Community-based and nonprofit groups must submit proposals through a government sponsor/partner.

The person who is submitting the form must be the person who will be primarily responsible for implementation of the project (“Project Lead.”) In addition, the person who is submitting the proposal form is required to attend the proposal kick off meeting on Thursday September 21 or listen to the webinar version on the UASI website ([www.bayareauasi.org](http://www.bayareauasi.org)) prior to submitting the proposal.

## Section 7. Role of the Work Groups

The Bay Area UASI encourages subject matter experts to discuss possible projects through the venue of the Bay Area UASI work groups. Work group meetings are open to all within the twelve county footprint. Bay Area UASI Approval Authority Members should ensure their jurisdictions are represented in work groups for optimum inclusion in UASI project discussions. Work group meetings are chaired by project managers from the UASI Management Team.

Each work group is assigned a goal or set of goals from the *Bay Area Homeland Security Goals and Objectives*. The work groups and their areas of responsibility for FY18 are:

Goal #	Bay Area Homeland Security Goal	Work Group
1	Planning and risk management	Risk Management and Information Sharing (includes cyber focus group)
2	Information analysis and infrastructure protection	
3	Communications	Interoperable Communications and Public Information and Warning
4	Chemical, Biologic, Radiologic, Nuclear and Explosive (CBRNE)	Regional Training & Exercise and CBRNE (includes Preventive Rad/Nuc Detection (PRND) focus group)
5	Medical and public health	Medical and Public Health
6	Emergency planning and community preparedness	Emergency Management
7	Recovery	

Please see Section 9, Role of the Regional Proposal Work Group, for information on the specific functioning of that work group in the FY18 proposal process.

Note that the Alameda County Sheriff's Office manages the Bay Area UASI Regional Training and Exercise Program and provides a separate process for jurisdictions to request UASI funding for training that enhances capacity to prevent, protect against, respond to, and recover from acts of terrorism. All regional training requests are vetted by stakeholders and funded annually from a regional allocation. More information can be found at [www.bauasitep.org](http://www.bauasitep.org) or by contacting Commander Tom Wright, Bay Area UASI Training and Exercise Program Manager, at [twright@acgov.org](mailto:twright@acgov.org).

## Section 8. Role of the Hubs

In FY18, the Bay Area is again utilizing hub groups to prioritize proposed projects submitted by local government jurisdictions.

### *Hub composition:*

As in prior years, the hubs will be based on the geographical location of the agencies based on the North, East, South and West bay areas (see map on the next page). Each Approval Authority Member will be asked to assign three to five people to represent his or her operational area/core city in the hub proposal prioritization process. Please note that the Approval Authority Members may make other arrangements for representation at hub meetings, provided that this is the agreement of all the Approval Authority Members representing those operational areas/core cities of the hub in question. Hub representatives are referred to as “hub voting members.” Approval Authority Members are urged to appoint representatives to serve as hub voting members that reflect the diversity of the Bay Area Homeland Security Goals.

### *Preparations for hub project proposal prioritization:*

On December 15, 2017, the Management Team will provide hub voting members with all submitted proposals for their hubs that meet the specified criteria on page 6 of this guidance and that have been confirmed by the corresponding jurisdiction’s Approval Authority Member. Hub voting members should become familiar with all hub proposed projects prior to the hub meeting and come to the hub meeting prepared to discuss project submissions with other hub voting members. The Management Team will assist hub voting members with any questions or concerns, including arranging information from regional subject matter experts in advance of the hub deliberations.

### *Project prioritization process:*

Hubs will convene in January 2018 to decide on their final prioritized list of projects for recommendation to the Approval Authority. Each hub will develop a list of prioritized projects based on regional need and local capabilities. Hubs may also designate other criteria as mutually agreed (e.g., provide scalable solutions, leverage other funding sources, and benefit the most operational areas.) Ideally, prioritization will be done by consensus, but voting may occur as needed.

For planning purposes, the Management Team will provide hubs with an estimated amount of funding based on the actual funding amount provided to the hub from last year’s (FY17) allocation (see Section 11, Allocation of Funding). The outcome of the hub meeting will be a prioritized list of projects ranked in order of importance to be funded by the forthcoming FY18 allocation. The hub voting members will prioritize project proposals and funding amounts to match the planned hub funding allocation as “above the line” projects. Each hub should also carefully develop a prioritized list of “below the line” projects for if/when additional funds become available in the future. This should include short time frame projects.

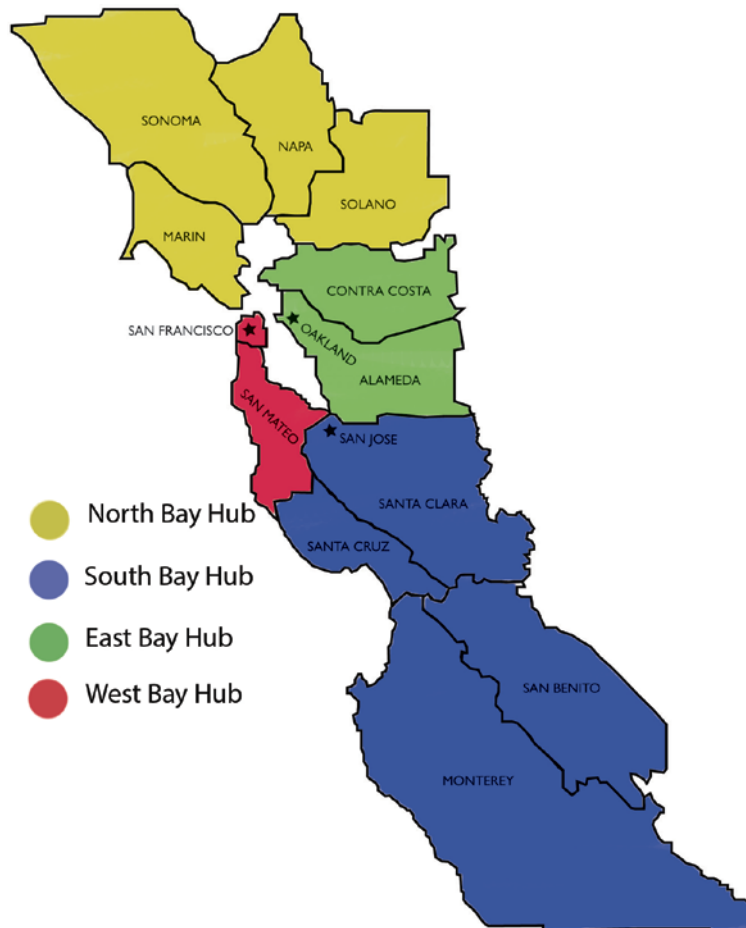
*Modifications to proposals:*

Hub voting members may make modifications to proposals during their deliberations with the agreement of the original project proposers as long as these modifications are consistent with the original goals of the project. Recognizing that the discussion of regional needs at the hub level may generate new ideas and opportunities for cooperation, in special circumstances hubs may also propose new projects with the approval of the Bay Area UASI General Manager and the relevant Approval Authority members. Such projects must meet all of the funding criteria presented on page 6.

Hub voting members may not change the designation of a project from “hub” to “regional.” This designation is made by the Management Team based on definitions provided in this guidance and input from the Approval Authority in order to ensure a fair and consistent approach to funding throughout the region.

*Facilitation of hub meetings:*

All four hubs will have decision-making meetings coordinated, facilitated, and led by UASI Management Team staff members during January 2018.



## Section 9. Role of the Regional Proposal Work Group

The Regional Proposal Work Group reviews and provides feedback on certain regional project proposals.

Regional projects are divided into two categories: “Level One” and “Level Two.” “Level One” regional proposals will be presented directly to the Approval Authority and will not be reviewed by the Regional Proposal Work Group. “Level Two” regional proposals will be reviewed by the Regional Proposal Work Group.

<b>“Level One” Regional Projects</b>	<b>“Level Two” Regional Projects</b>
<i>***Presented directly to the Approval Authority; no Regional Proposal Working Group review</i>	<i>*** Reviewed by the Regional Proposal Work Group</i>
1. Fusion Center	All other regional projects not in the “Level One” category
2. Training and Exercise Program	
3. Public Safety Information Sharing	
4. Bay RICS/interoperability	
5. Medical and Public Health proposals from regional entities (ABAHO, BAMPWG)	
6. Highly specialized and unique regional equipment	
7. Management Team implemented projects	

The role of the Regional Proposal Work Group is to provide input on Level Two regional projects to the Bay Area UASI General Manager. The Management Team will consider the input of the Regional Proposal Work Group when formulating recommendations to the Approval Authority for funding. The Regional Proposal Work Group will meet on Thursday February 22, 2018 to provide feedback on Level Two regional projects in terms of regional need and local capabilities. Proposers and subject matter experts will be invited to present their proposals and answer questions.

As with all other Bay Area UASI work groups, the Management Team will facilitate the Regional Proposal Work Group meeting, and participation will be open to all. The Management Team facilitator will seek input from all Bay Area UASI operational areas and core cities as part of the process to determine consensus and funding recommendations.



## Section 10. Role of the Approval Authority

The following is a summary of key actions, responsibilities, and decision-points for Approval Authority Members in the FY18 proposal process.

- **Work Groups:** Approval Authority Members should ensure that their jurisdictions are represented on Bay Area UASI work groups (see Section 7, Role of the Work Groups, and Section 9, Role of the Regional Proposal Work Group, for more information).
- **Hub Voting Members:** Approval Authority Members should designate hub voting members to participate in hub meetings. The Management Team will solicit this information from Members in the fall of 2017. (See Section 8, Role of the Hubs).
- **Internal Vetting:** Approval Authority Members may wish to undertake an internal vetting process within their operational area/core city to identify which proposals should be submitted for UASI funding. Counties often combine such UASI proposal vetting with decision-making on their SHSP allocation. Upon request, the Management Team can provide assistance to jurisdictions in planning internal vetting processes.
- **Proposal Compliance:** Approval Authority Members should ensure that those submitting FY18 proposals attend the proposal kick off meeting on Thursday September 21 or review the webinar online at [www.bauasi.org](http://www.bauasi.org). All proposers are required to attend/view the presentation. (See Section 4, Proposal Submission, and Section 6, Proposal Criteria, for more information).
- **Proposal Review:** Approval Authority Members will have the opportunity to review their jurisdictions' proposals from November 13 – December 1, 2017. Members may remove proposals from consideration during this time but must inform the proposers of their decision to do so.
- **Approve “Level One” Regional Projects:** Approval Authority Members will review/approve proposals for “Level One” regional projects. This will occur at the January 11, 2018 Approval Authority meeting.
- **Approve All Other Projects:** Approval Authority Members will review/approve all hub projects recommended by hub voting members and other regional (“Level Two”) projects recommended by the Management Team. This will take place at the March 8, 2018 Approval Authority meeting or as soon as possible following FEMA’s issuance of the Homeland Security Grant Program Notice of Funding Opportunity (NOFO).
- **Approve Grant Allocations:** Approval Authority Members will approve allocation amounts among the categories of core city allocations, regional projects, and hub projects. This action will take place at the next Approval Authority meeting following FEMA’s issuance of the NOFO, estimated to be the March 8, 2018 Approval Authority meeting.

## Section 11. Allocation of Funding

At the next Approval Authority meeting following the announcement of the FY18 grant award, the Approval Authority will approve specific allocation amounts among the categories of core city allocations, regional projects, and hub projects. Projects within those categories will then be funded in order of priority, as specified by hubs and as approved by the Approval Authority.

Until the FY18 grant award is announced, for planning purposes, the Bay Area will operate under the assumption that the FY18 funding will be equal to the amount allocated in FY17—\$28,356,000. (Note that this total includes the FY17 UASI grant award as well as leftover funds from prior grant years). For reference, below please find the FY17 hub, regional, and other allocations. These will be used in the FY18 cycle for planning purposes:

### FY 17 UASI Allocations

East Hub	\$1,304,197
North Hub	\$379,561
South Hub	\$1,363,603
West Hub	\$2,512,421
Regional	\$11,380,539
Core City	\$3,000,000
Management Team	\$3,308,480
State Retention (18.55%)	\$5,107,200
<b>TOTAL</b>	<b>28,356,000</b>

## Section 12. Priority Capability Objectives

Priority capability objectives are derived each year from the region's risk analysis process which identifies the highest risk and gap areas based on asset risk, threat information, and subject matter expert capability assessments. **In order to be eligible for FY18 funding, all proposed projects must fulfill at least one of these priority capability objectives:**

### Goal 2 - Information Analysis and Infrastructure Protection

**Objective 2.2 Terrorism Attribution, Interdiction and Disruption:** Conduct forensic analysis; attribute terrorist threats; and identify, deter, detect, disrupt, investigate, and apprehend suspects involved in terrorist activities.

**Objective 2.3 Infrastructure Protection:** Assess risk to the region's physical and cyber critical infrastructure and key resource, enhance protection, and reduce risk from all hazards.

### Goal 3 - Communications

**Objective 3.1 Operational Communications:** Provide voice and data information among multi-jurisdictional and multidisciplinary responders, command posts, agencies, and officials during an emergency response.

**Objective 3.2 Emergency Public Information and Warning:** Provide public information and warning to affected members of the community in order to save lives and property.

### Goal 4 - CBRNE Detection, Response, and Decontamination

**Objective 4.1 Screening Search and Detection:** Detect, locate and identify CBRNE materials and communicate relevant information to appropriate entities at the state and federal level.

**Objective 4.4 Environmental Response/Health and Safety:** Conduct assessments and disseminate resources to support immediate environmental health and safety operations.

**Objective 4.5 Critical Resource Logistics:** Secure supply nodes and provide emergency power, fuel support for responders, access to community staples, and fire and other first response services.

### Goal 6 - Emergency Planning and Community Preparedness

**Objective 6.2 Critical Transportation:** Evacuate people and animals as well as deliver response personnel, equipment, and services in order to save lives and assist survivors.

**Objective 6.3 Mass Care:** Provide sheltering, feeding, family reunification, and bulk distribution for populations impacted by emergency incidents.

**Objective 6.4 Community Resiliency:** Collaborate with the whole community to prevent, protect, mitigate, prepare for, respond to and recover from all threats and hazards.

### Goal 7 - Recovery

**Objective 7.1 Infrastructure Systems:** Restore critical lifelines through providing assessments and getting personnel and equipment to disaster scenes.

## Goal 2 - Information Analysis and Infrastructure Protection

### **Objective 2.2 Terrorism Attribution, Interdiction and Disruption:**

Conduct forensic analysis; attribute terrorist threats; and identify, deter, detect, disrupt, investigate, and apprehend suspects involved in terrorist activities.

*Core Capabilities: Forensics and Attribution, Interdiction and Disruption*

*Mission Areas: Prevention and Protection*

*Primary Audience: Law enforcement investigators, tactical team members, and analysts; fire department arson investigators*

#### **Outcomes:**

- a) Identify, find, thwart, and convict terrorist perpetrators by identifying and processing field intelligence collected from scenes, (e.g., cell phones, device materials, and contaminant type) (THIRA).
- b) Prevent terrorism financial/material support from reaching its target, and prevent terrorist acquisition of and the transfer of Chemical, Biological, Radiological, Nuclear, Explosive (CBRNE) materials, precursors, and related technology.
- c) Set up rapid command and control, interdict attacker, and intercept additional attacks by coordinating the operations of site security personnel, bomb teams, and local, Federal, and State law enforcement (THIRA).

## Goal 2 - Information Analysis and Infrastructure Protection

**Objective 2.3 Infrastructure Protection:** Assess risk to the region's physical and cyber critical infrastructure and key resource, enhance protection, and reduce risk from all hazards.

*Core Capabilities: Physical Protective Measures, Access Control and Identity Verification, Risk Management for Protection Programs and Activities, Long-term Vulnerability Reduction, Cyber Security*

*Mission Areas: Protection and Mitigation*

*Primary Audience: Chief security officers, information technology personnel, law enforcement involved in Critical Infrastructure and Key Resources (CIKR) protection and cyber-crimes, risk analysts, emergency managers and planners, and building and code enforcement personnel*

### **Outcomes:**

- a) Provide vehicular access control and ensure that individuals accessing incident and public assembly sites have proper identification and authorization (THIRA).
- b) Maintain tools for identifying, assessing, cataloging, and prioritizing physical and cyber assets in the region.
- c) Assess the risk to Critical Infrastructure and Key Resources (CIKR) and prioritize risks to inform protection activities and investments for all hazards.
- d) Harden high priority CIKR rated as having very high or high vulnerability to an earthquake or Vehicle-Borne Improvised Explosive Device (VBIED) attack (THIRA).
- e) Decrease the long-term vulnerability of communities and CIKR by implementing mitigation activities stated in hazard mitigation plans.
- f) Ensure County cyber security programs meet the Federal Information Processing Standards 200 - Minimum Security Requirements
- g) Work with owners, operators, and service providers to develop a prevention, detection, and recovery plan focused on cyber resiliency in order to ensure network security of critical facilities is maintained despite a disaster, minimizing impacts to confidentiality and data availability and integrity (THIRA).

## Goal 3 - Communications

**Objective 3.1 Operational Communications:** Provide voice and data information among multi-jurisdictional and multidisciplinary responders, command posts, agencies, and officials during an emergency response.

*Core Capabilities: Operational Communications*

*Mission Area: Response*

*Primary Audience: OES, law enforcement, fire/EMS personnel, emergency communications and dispatch agencies, and information technology personnel*

### **Outcomes:**

- a) During the first 24 hours following a no-notice incident, responders share mission critical voice information with each other and with responders from across the Bay Area region.
- b) Ensure local or regional emergency communications systems are based on established governance, standard operating procedures, and technology.
- c) During the first 72 hours following a catastrophic event, ensure that redundancies within state systems provide sufficient capability for continued communications, despite damage to regional systems (THIRA).
- d) Within seven days following a catastrophic event, implement a plan to re-establish communications infrastructure throughout the Bay Area, especially commercial communication systems relying on cable (THIRA).

## Goal 3 - Communications

**Objective 3.2 Emergency Public Information and Warning:** Provide public information and warning to affected members of the community in order to save lives and property.

*Core Capabilities: Public Information and Warning*

*Mission Areas: All*

*Primary Audience: Public information officers, public warning officials, and emergency managers*

### **Outcomes:**

- a) Implement emergency public information and warning systems that are interoperable, standards-based, and use a variety of means to inform the public.
- b) Disseminate prompt, coordinated, clear, specific, accurate, and actionable emergency public information and warnings to all affected members of the community.
- c) Provide timely updates and information regarding availability of resources, evacuation routes, and triage locations to millions of people and major businesses in the Bay Area, despite disruptions to public warning systems and private-sector media sources (THIRA).

## Goal 4 - CBRNE Detection, Response, and Decontamination

**Objective 4.1 Screening Search and Detection:** Detect, locate and identify CBRNE materials and communicate relevant information to appropriate entities at the state and federal level.

*Core Capability: Screening, Search, and Detection*

*Mission Areas: Prevention, Protection*

*Primary Audience: Special event security planners, bomb squads, and hazardous materials response personnel*

### **Outcomes:**

- a) Screen conveyances, cargo, and people at land and maritime ports of entry, Critical Infrastructure and Key Resources (CIKR) sites, public events, and incident scenes.
- b) Detect, identify, and locate CBRNE materials using a variety of integrated means including technology, canines, and specialized personnel.
- c) Deploy security measures, including canine explosive detection teams, to detect weapons at public assembly sites (THIRA).



## Goal 4 - CBRNE Detection, Response, and Decontamination

**Objective 4.4 Environmental Response/Health and Safety:** Conduct assessments and disseminate resources to support immediate environmental health and safety operations.

*Core Capabilities: Environmental Response/Health and Safety*

*Mission Areas: Response*

*Primary Audience: Hazardous materials response teams*

### **Outcomes:**

- a) Minimize public exposure to environmental hazards through assessment of the hazards and implementation of public protective actions.
- b) Minimize impact of oils and hazardous materials on the environment, natural and cultural resources, and historic properties.
- c) Reduce illnesses and injury to first responders due to preventable exposure to secondary trauma, chemical/radiological release, infectious disease, or physical/emotional stress.
- d) During the first 24 hours of an incident, conduct needed health and safety hazard assessments, especially in the hardest hit areas (THIRA).
- e) In the first 72 hours of an incident, develop and implement a plan of action to clean up numerous hazardous materials incidents; begin mass decontamination of up to 60,000 people and critical equipment; and disseminate guidance and resources to support environmental health and safety actions of emergency response personnel (THIRA).

## Goal 4 - CBRNE Detection, Response, and Decontamination

**Objective 4.5 Critical Resource Logistics:** Secure supply nodes and provide emergency power, fuel support for responders, access to community staples, and fire and other first response services.

*Core Capabilities: Logistics and Supply Chain Management, Supply Chain Integrity and Security, Fire Management and Suppression*

*Mission Areas: Protection and Response*

*Primary Audience: Hazardous materials response teams, emergency managers, firefighting and law enforcement personnel*

### **Outcomes:**

- a) Secure key supply nodes, conveyances, and materials in transit through MOUs and/or other established partnership agreements with public and private sector stakeholders.
- b) Provide food and other commodities to up to 2.2 million people who have lost services and residences, including stranded visitors or commuters in the region (THIRA).
- c) Provide supplies to hardest hit areas by fixed-wing air, ground, sea transportation, and rotary wing aircraft if necessary (THIRA).
- d) Coordinate with logistics providers to ensure supply chain security at private and public sector critical distribution sites (THIRA).
- e) Within 72 hours following a critical incident, deploy traditional and specialized first response firefighting resources to manage up to 250,000 affected acres, including urban and wildfire areas; ensure coordinated deployment of appropriate local and state fire management and fire suppression resources (THIRA),
- f) Over a two week time period, extinguish up to 5,000 fires using statewide mutual aid, while overcoming damage to transportation infrastructure (THIRA).
- g) Within 24 hours following a catastrophic event, implement a plan to transition up to 2.2 million people to recovery (THIRA).

## Goal 6 - Emergency Planning and Community Preparedness

**Objective 6.2 Critical Transportation:** Evacuate people (including infants, children, families, and pregnant women) and animals as well as deliver response personnel, equipment, and services in order to save lives and assist survivors.

*Core Capabilities: Critical Transportation*

*Mission Areas: Response*

*Primary Audience: Emergency managers and transportation agencies*

### **Outcomes:**

- a) Transmit requests for emergency and basic transportation resources and issue evacuation orders.
- b) During the first 72 hours of an incident, provide transportation for response priority objectives, including evacuations due to fires, HAZMAT incidents, public health emergencies, and dam failures (THIRA).
- c) Support staged evacuation of people with access and functional needs.
- d) Clear debris from roads to facilitate response operations.
- e) Within five days of an incident, supplement local and state authorities with resources for critical transportation, operators, and evacuation needs (THIRA).

## Goal 6 - Emergency Planning and Community Preparedness

**Objective 6.3 Mass Care:** Provide sheltering, feeding, family reunification, and bulk distribution for all populations – including infants, children, pregnant women, and access and functional needs individuals – impacted by emergency incidents.

*Core Capability: Mass Care Services*

*Mission Areas: Response*

*Primary Audience: Emergency managers, social services, American Red Cross (ARC)*

### **Outcomes:**

- a) Provide mass care in a manner consistent with all applicable laws, regulations and guidelines, including those pertaining to individuals with access and functional needs.
- b) Consolidate information about the mass care activities of non-governmental organizations and private-sector companies in order to coordinate operations with state and federal agencies.
- c) Within the first 72 hours of a critical incident, begin to establish shelter, feeding, and hydration operations (including Points of Distribution) for up to 331,400 people and for up to 218,300 household pets needing shelter (THIRA).
- d) Support more than one million people needing transportation assistance (THIRA).
- e) During the first seven days of an incident, implement a plan to support mass care services during transition to short-term recovery (THIRA).

## Goal 6 - Emergency Planning and Community Preparedness

**Objective 6.4 Community Resiliency:** Collaborate with the whole community to prevent, protect, mitigate, prepare for, respond to and recover from all threats and hazards.

*Core Capabilities: Community Resilience*

*Mission Areas: Mitigation*

*Community Resilience: Emergency managers*

### **Outcomes:**

- a) Manage volunteers and donations based upon pre-designated plans, procedures, and systems.
- b) Develop and implement risk-informed plans using an ongoing collaboration process that brings together government and nongovernmental resources.
- c) Empower the whole community to adapt to changing risk conditions and withstand and rapidly recover from damage to infrastructure and systems.
- d) Through preparedness and outreach activities, mitigate the cascading effects of a catastrophic event that would cause extensive damage to residences, commercial buildings, and critical lifelines (THIRA).

## Goal 7 - Recovery

**Objective 7.1 Infrastructure Systems:** Restore critical lifelines through providing timely assessments and getting personnel and equipment to disaster scenes.

*Core Capability: Infrastructure Systems*

*Mission Areas: Response and Recovery*

*Primary Audience: Emergency managers, public works, and owners and operators of critical lifeline systems*

### **Outcomes:**

- a) Provide situation needs and damage assessments by utilizing engineering, building inspection, and code enforcement services.
- b) Coordinate between private sector and government operations to re-establish critical infrastructure and support response operations, life sustainment, and transition to recovery.
- c) During the first 72 hours to 5 days of an incident of an incident, stabilize infrastructure affected by up to 50 million tons of debris (THIRA).
- d) During the first 72 hours to 5 days of an incident, implement a plan to restore up to 1.8 million households without potable water and 500,000 households without electricity (THIRA).
- e) Within one month of an incident, develop a plan to remove up to 50 million tons of debris and redevelop major water and sewer systems (THIRA).

## Section 13. Compliance of Frequently Requested Items

The table on the following page includes items for which jurisdictions have frequently sought homeland security dollars in the past and designates whether such items are:

- (1) In compliance for the Bay Area UASI FY18 grant cycle in terms of meeting the FY18 priority capability objectives; and
- (2) On the FEMA controlled equipment list.

*For general purposes only:*

Please note that this table is for general purposes only:

- It is not possible to provide a definitive list of what is in compliance or not, as this depends on how the proposed investment will be used and which capabilities it will support.
- Proposers are urged to contact Management Team members with specific questions on whether or not an item may be in compliance. However, to ensure fairness and consistency across the region, a final compliance determination is not available until after the proposal has been submitted and the Management Team has completed their compliance review in November.
- This table is not meant to be a comprehensive list – it provides examples only

*Controlled equipment:*

All proposals that seek funding for items on FEMA’s controlled equipment list must complete *FEMA Form 087-0-0-1* as part of their proposal application. This form includes information and requirements on multiple policies and protocols, inventory, training, after action reports, record keeping, regional capability, disposition, transfer, and written approval from the appropriate local governing body. Jurisdictions may indicate that they “will implement/obtain” the elements listed on the form, but all requirements must be fulfilled by the time the jurisdiction acquires the equipment. Proposers should take into account the time it will take to complete all requirements in the specification of project milestones.

At the time of the writing of this guidance, the Management Team is still seeking further clarification on these new policies from FEMA and Cal OES in order to support sub-recipient jurisdictions that are seeking funding for controlled equipment. Jurisdictions should be advised that for the foreseeable future it may be difficult to obtain state and federal approval for items on the controlled equipment list in a timely manner.

Please see FEMA’s *Information Bulletin 407a* issued in March 2017 for more information - <https://www.fema.gov/media-library/assets/documents/114557>.

### Compliance of Frequently Requested Items

Item	Meets FY18 Priority Capability Objectives?	Controlled Equipment?
Aircraft (fixed or rotary)	Maybe	<b>Yes</b>
Aircraft (fixed or rotary) Accessories	Maybe	No
ALPRs – Fixed or Mobile	No	No
Ballistic Helmets and Shields	Maybe	No
Bomb Robots – Detect, Locate, Identify	Yes	No
Bomb Robots – Render Safe, Clear Hazards	No	No
Breaching Apparatus	Maybe	<b>Yes</b>
CERT (e.g., neighborhood emergency teams)	Yes	No
Community Resiliency	Yes	No
Critical Lifelines	Yes	No
Critical Transportation (e.g., equipment, evacuation)	Yes	No
Cybersecurity	Yes	No
Debris Clearance	Yes	No
Environmental Response, Health, Safety	Yes	No
EOCs – Capabilities, Use, Operations	No	No
Evacuation Capability	Yes	No
Fatality Management	No	No
Fire Management and Suppression	Yes	No
Mass Care Services	Yes	No
Operational Coordination	No	No
P25 Radio Systems and Equipment	Yes	No
Personnel Protective Equipment	Yes	No
Preventive Rad Nuc Detection**	Yes	No
Public Health and Medical	No	No
Public Information and Warning	Yes	No
Recovery	Maybe	No
Search and Rescue	No	No
Situational Assessment	No	No
Small Unmanned Aerial Systems (SUAS)	Maybe	<b>Yes</b>
Staff Position – Information and Intelligence	No	No
Staff Position – Infrastructure Protection	Yes	No
Staff Position – Planning	Maybe	No
Staff Position – Risk Management	No	No
Staff Position – Threat and Hazard Identification	No	No
Staff Position – Volunteer Management	Yes	No
Vehicles, Armored or Tactical (e.g., BearCat)	Maybe	<b>Yes</b>
Vehicles, Command and Control	Maybe	<b>Yes</b>
Watercraft and Watercraft Accessories	Maybe	No

\*\* = only eligible if consistent with the Bay Area's PRND Program



## Section 14. Summary Timeline

WHO	WHAT	WHEN	DETAILS
Management Team	Outreach	July 2017	Management Team sends the FY18 project proposal guidance to UASI stakeholders
UASI Work Groups	Informal project discussions	August 2017	Work groups discuss projects ideas as well as regional gaps and priorities.
Management Team	Kick off workshop and webinar	September 21, 2017	This meeting/webinar is required for all those submitting proposals.
UASI Stakeholders	Proposal submissions	September 22 – October 13, 2017	UASI stakeholders submit proposals through the WebGrants system.
Core City Stakeholders	Proposal meetings	Week of September 25	Management Team meets with Core City stakeholders to support proposal submissions
Management Team	Compliance review	October 16 – November 13, 2017	Management Team reviews proposals and checks for compliance.
Approval Authority	Proposal review	November 14 – December 1, 2017	Review period for Approval Authority members.
Hubs	Proposal review	December 15, 2017	Management Team sends proposals to hub voting members for review.
Hubs	Prioritize	January 2018	Hubs meet on specific days in January 2018 and list projects in order of importance.
Approval Authority	Approve “Level One” regional projects	January 11, 2018	Regional projects in the “Level One” category present proposals to the Approval Authority.
Regional Proposal Work Group	Review	February 22, 2018	The Regional Proposal Work Group reviews “Level Two” regional projects.
Approval Authority	Approve	March 8, 2018	Approval Authority approves hub and “Level Two” regional projects.

## **Section 15. Allowable Spending Guidelines**

*Please note that DHS has yet to issue guidelines for FY18. In the absence of this information, below please find the allowable spending information for FY17. At this time, the Management Team does not anticipate changes in the allowable spending guidelines in the FY18 Notice of Funding Opportunity. The Management Team will update stakeholders on any such changes in a timely manner.*

The following is a summary of allowable spending areas under the UASI program as it pertains to the Bay Area UASI. Please contact the Bay Area UASI Management Team for clarification, should you have questions regarding allowable cost items. The spending areas are broken out under planning, organization, equipment, training and exercises (POETE) spending areas. This matches the DHS mandated budget sections for Investment Justifications that the Bay Area must submit in order to receive DHS funding. The spending areas below outline what is allowable and are not lists of what the region should or must purchase.

Recipients must comply with all the requirements in 2 C.F.R. Part 200 (*Uniform Administrative Requirements, Cost Principles, and Audit Requirements for Federal Awards*).

### **15.1 Planning**

Funds may be used for a range of emergency preparedness and management planning activities and such as those associated with the development, review and revision of the THIRA, SPR, continuity of operations plans and other planning activities that support the National Preparedness Goal, placing an emphasis on updating and maintaining a current EOP that conforms to the guidelines outlined in CPG 101 v 2.0. For additional information, please see [http://www.fema.gov/pdf/about/divisions/npd/CPG\\_101\\_V2.pdf](http://www.fema.gov/pdf/about/divisions/npd/CPG_101_V2.pdf).

### **15.2 Organization**

Organizational activities include:

- Program management;
- Development of whole community partnerships;
- Structures and mechanisms for information sharing between the public and private sector;
- Implementing models, programs, and workforce enhancement initiatives to address ideologically-inspired radicalization to violence in the homeland;
- Tools, resources and activities that facilitate shared situational awareness between the public and private sectors;
- Operational Support;
- Utilization of standardized resource management concepts such as typing, inventorying, organizing, and tracking to facilitate the dispatch, deployment, and recovery of resources before, during, and after an incident;
- Responding to an increase in the threat level under the National Terrorism

Advisory System (NTAS), or needs in resulting from a National Special Security Event; and

- Paying salaries and benefits for personnel to serve as qualified intelligence analysts.

States and Urban Areas must justify proposed expenditures of UASI funds to support organization activities within their IJ submission. All State Administrative Agencies (SAAs) are allowed to utilize up to 50 percent (50%) of their SHSP funding and all Urban Areas are allowed up to 50 percent (50%) of their UASI funding for personnel costs. At the request of a recipient of a grant, the FEMA Administrator may grant a waiver of the 50 percent (50%) limitation noted above. Requests for waivers to the personnel cap must be submitted by the authorized representative of the SAA (or recipient agency) to GPD in writing on official letterhead, with the following information:

- Documentation explaining why the cap should be waived;
- Conditions under which the request is being submitted; and
- A budget and method of calculation of personnel costs both in percentages of the grant award and in total dollar amount. To avoid supplanting issues, the request must also include a three-year staffing history for the requesting entity.

Organizational activities under UASI include:

**Intelligence analysts.** Per the *Personnel Reimbursement for Intelligence Cooperation and Enhancement (PRICE) of Homeland Security Act* (Public Law 110-412), funds may be used to hire new staff and/or contractor positions to serve as intelligence analysts to enable information/intelligence sharing capabilities, as well as support existing intelligence analysts previously covered by UASI funding. In order to be hired as an intelligence analyst, staff and/or contractor personnel must meet at least one of the following criteria:

- Successfully complete training to ensure baseline proficiency in intelligence analysis and production within six months of being hired; and/or,
- Previously served as an intelligence analyst for a minimum of two years either in a Federal intelligence agency, the military, or State and/or local law enforcement intelligence unit

All fusion center analytic personnel must demonstrate qualifications that meet or exceed competencies identified in the *Common Competencies for State, Local, and Tribal Intelligence Analysts*, which outlines the minimum categories of training needed for intelligence analysts. A certificate of completion of such training must be on file with the SAA and must be made available to the recipient's respective FEMA HQ Program Analyst upon request.

**Overtime Costs.** Overtime costs are allowable for personnel to participate in information, investigative, and intelligence sharing activities specifically related to homeland security and specifically requested by a federal agency. Allowable costs are limited to overtime associated with federally requested participation in eligible activities, including anti-terrorism task forces, Joint Terrorism Task Forces (JTTFs), Area Maritime Security Committees (as required by the *Maritime Transportation Security Act of 2002*), DHS Border Enforcement Security Task Forces, and Integrated Border Enforcement Teams. Grant funding can only be used in proportion to the federal man-hour estimate, and only after funding for these activities from other federal sources (i.e., FBI JTTF payments to state and local agencies) has been exhausted. Under no circumstances should DHS/FEMA grant funding be used to pay for costs already supported by funding from another federal source.

**Operational Overtime Costs.** In support of efforts to enhance capabilities for detecting, deterring, disrupting, and preventing acts of terrorism and other catastrophic events, operational overtime costs are allowable for increased protective security measures at critical infrastructure sites or other high-risk locations and to enhance public safety during mass gatherings and high-profile events, as determined by the recipient or subrecipient through intelligence threat analysis. SHSP or UASI funds for organizational costs may be used to support select operational expenses associated with increased security measures. in the following authorized categories:

- Backfill and overtime expenses for staffing state or major Urban Area fusion centers;
- Hiring of contracted security for critical infrastructure sites;
- Participation in Regional Resiliency Assessment Program activities;
- Public safety overtime;
- Title 32 or state Active Duty National Guard deployments to protect critical infrastructure sites, including all resources that are part of the standard National Guard deployment package (Note: Consumable costs, such as fuel expenses, are not allowed except as part of the standard National Guard deployment package); and
- Increased border security activities in coordination with USBP

UASI funds may only be spent for operational overtime costs upon prior approval provided in writing by the FEMA Administrator per the instructions in [IB 379: Guidance to State Administrative Agencies to Expedite the Expenditure of Certain DHS/FEMA Grant Funding](#).

### **15.3 Equipment**

The 21 allowable prevention, protection, mitigation, response, and recovery equipment categories and equipment standards for HSGP are listed on the Authorized Equipment List (AEL). The AEL is available at <http://www.fema.gov/authorized-equipment-list>. Unless otherwise stated, equipment must meet all mandatory regulatory and/or DHS/FEMA-adopted standards to be eligible for purchase using these funds. In addition, agencies will be responsible for obtaining and maintaining all necessary certifications and licenses for the requested equipment.

Grant funds may be used for the procurement of medical countermeasures. Procurement of medical countermeasures must be conducted in collaboration with state, city, or local health departments that administer Federal funds from HHS for this purpose and with existing MMRS committees where available, in order to sustain their long term planning for appropriate, rapid, and local medical countermeasures, including antibiotics and antidotes for nerve agents, cyanide, and other toxins. Procurement must have a sound threat based justification with an aim to reduce the consequences of mass casualty incidents during the first crucial hours of a response. Prior to procuring pharmaceuticals, recipients must have in place an inventory management plan to avoid large periodic variations in supplies due to coinciding purchase and expiration dates. Recipients are encouraged to enter into rotational procurement agreements with vendors and distributors. Purchases of pharmaceuticals must include a budget for the disposal of expired drugs within each fiscal year's PoP for HSGP. The cost of disposal cannot be carried over to another DHS/FEMA grant or grant period.

EMS electronic patient care data systems should comply with the most current data standard of the National Emergency Medical Services Information System ([www.NEMESIS.org](http://www.NEMESIS.org)).

#### **15.4 Training**

The Regional Training and Exercise Program (TEP) will be responsible for reviewing and approving all training requests. Allowable training-related costs under UASI include the establishment, support, conduct, and attendance of training specifically identified under the UASI grant program and/or in conjunction with emergency preparedness training by other Federal agencies (e.g., HHS, DOT). Training conducted using HSGP funds should address a performance gap identified through an AAR/IP or other assessments (e.g., National Emergency Communications Plan NECP Goal Assessments) and contribute to building a capability that will be evaluated through a formal exercise. Any training or training gaps, including those for children, older adults, pregnant women, and individuals with disabilities and others who also have or access and functional needs, should be identified in the AAR/IP and addressed in the state or Urban Area training cycle. Recipients are encouraged to use existing training rather than developing new courses. When developing new courses, recipients are encouraged to apply the Analysis, Design, Development, Implementation and Evaluation model of instructional design using the *Course Development Tool*.

Allowable training-related costs under HSGP include the establishment, support, conduct, and attendance of training specifically identified under the UASI program and/or in conjunction with emergency preparedness training by other Federal agencies (e.g., HHS and DOT). Training conducted using HSGP funds should address a performance gap identified through a TEP or other assessments (e.g., National Emergency Communications Plan NECP Goal Assessments) and contribute to building a capability that will be evaluated through a formal exercise. Any training or training gaps, including training related to under-represented diverse populations that may be more impacted by disasters, including children, seniors, individuals with disabilities or access and functional needs, individuals with diverse culture and language use, individuals with lower economic capacity and other underserved populations, should be identified in a TEP and addressed in the state or Urban Area training cycle. Recipients are encouraged to use existing

training rather than developing new courses. When developing new courses, recipients are encouraged to apply the Analysis, Design, Development, Implementation and Evaluation model of instructional design.

## 15.5 Exercise

The Regional Training and Exercise Program will be responsible for reviewing and approving Exercise requests. Exercises should be used to provide the opportunity to demonstrate and validate skills learned in training, as well as to identify training gaps. Any training or training gaps should be identified in the AAR/IP and/or addressed in the Bay Area training plans and cycle. Exercises conducted with grant funding should be managed and conducted consistent with HSEEP. HSEEP guidance for exercise design, development, conduct, evaluation, and improvement planning is located at <https://www.fema.gov/exercise>.

In addition, the NOFO encourages the completion of a progressive exercise series and encourages inviting representatives/planners involved with other Federally-mandated or private exercise activities. The Bay Area UASI is further encouraged to share, at a minimum, the multiyear training and exercise schedule with those departments, agencies, and organizations included in the plan.

- *Validating Capabilities.* Exercises examine and validate capabilities-based planning across the Prevention, Protection, Mitigation, Response, and Recovery mission areas. The extensive engagement of the whole community, including but not limited to examining the needs and requirements for individuals with disabilities, individuals with limited English proficiency and others with access and functional needs, is essential to the development of an effective and comprehensive exercise program. Exercises are designed to be progressive – increasing in scope and complexity and drawing upon results and outcomes from prior exercises and real-world events – to challenge participating communities. Consistent with Homeland Security Exercise and Evaluation Program guidance and tools, the National Exercise Program (NEP) serves as the principal exercise mechanism for examining national preparedness and measuring readiness. Exercises should align with priorities and capabilities identified in a multi-year TEP.
- *Special Event Planning.* If a state or Urban Area will be hosting a special event (e.g., Super Bowl, G-8 Summit), the special event planning should be considered as a training or exercise activity for the purpose of the multi-year TEP. States must include all confirmed or planned special events in the Multi-year TEP. The state or Urban Area may plan to use SHSP or UASI funding to finance training and exercise activities in preparation for those events. States and Urban Areas should also consider exercises at major venues (e.g., arenas, convention centers) that focus on evacuations, communications, and command and control.

- *Regional Exercises.* States should also anticipate participating in at least one regional exercise annually.
- *Role of Non-Governmental Entities in Exercises.* Non-governmental participation in all levels of exercises is strongly encouraged. Leaders from non-governmental entities should be included in the planning, design, and evaluation of an exercise. State, local, tribal, and territorial jurisdictions are encouraged to develop exercises that test the integration and use of resources provided by non-governmental entities, defined as the private sector and private non-profit, faith-based, and community organizations. Participation in exercises should be coordinated with local Citizen Corps Whole Community Council(s) or their equivalents and other partner agencies.

## **15.6 Maintenance and Sustainment**

The use of FEMA preparedness grant funds for maintenance contracts, warranties, repair or replacement costs, upgrades, and user fees are allowable as described in FEMA Policy [FP 205-402-125-1](#) under all active and future grant awards, under all active and future grant awards, unless otherwise noted. With the exception of maintenance plans purchased incidental to the original purchase of the equipment, the period covered by maintenance or warranty plan must not exceed the period of performance of the specific grant funds used to purchase the plan or warranty.

Grant funds are intended to support projects that build and sustain the core capabilities necessary to prevent, protect against, mitigate the effects of, respond to, and recover from those threats that pose the greatest risk to the security of the Nation. In order to meet this objective, the policy set forth in GPD's IB 379 (Guidance to State Administrative Agencies to Expedite the Expenditure of Certain DHS/FEMA Grant Funding) allows for the expansion of eligible maintenance and sustainment costs which must be in 1) direct support of existing capabilities; (2) must be an otherwise allowable expenditure under the applicable grant program; (3) be tied to one of the core capabilities in the five mission areas contained within the Goal, and (4) shareable through the Emergency Management Assistance Compact. Additionally, eligible costs must also be in support of equipment, training, and critical resources that have previously been purchased with either Federal grant or any other source of funding other than DHS/FEMA preparedness grant program dollars.

## **15.7 Law Enforcement Terrorism Prevention Allowable Costs**

Activities eligible for use of LETPA focused funds are outlined in the National Prevention Framework (and where capabilities are shared with the protection mission area, the National Protection Framework) and include but are not limited to:

- Maturation and enhancement of designated state and major Urban Area fusion centers, including information sharing and analysis, threat recognition, terrorist interdiction, and training/ hiring of intelligence analysts;

- Coordination between fusion centers and other analytical and investigative efforts including, but not limited to Joint Terrorism Task Forces (JTTFs), Field Intelligence Groups (FIGs), High Intensity Drug Trafficking Areas (HIDTAs), Regional Information Sharing Systems (RISS) Centers, criminal intelligence units, and real-time crime analysis centers;
- Implementation and maintenance of the Nationwide Suspicious Activity Reporting (SAR) Initiative, including training for front line personnel on identifying and reporting suspicious activities;
- Implementation of the “If You See Something, Say Something™” campaign to raise public awareness of indicators of terrorism and terrorism-related crime and associated efforts to increase the sharing of information with public and private sector partners, including nonprofit organizations. Note: DHS/FEMA requires that the Office of Public Affairs be given the opportunity to review and approve any public awareness materials (e.g., videos, posters, tri-folds, etc.) developed using HSGP grant funds for the “If You See Something, Say Something™” campaign to ensure these materials are consistent with the Department’s messaging and strategy for the campaign and the initiative’s trademark;
- Increase physical security, through law enforcement personnel and other protective measures by implementing preventive and protective measures at critical infrastructure site or at-risk nonprofit organizations; and
- Building and sustaining preventive radiological and nuclear detection capabilities, including those developed through the Securing the Cities initiative.

## **15.8 Controlled Equipment**

Grant funds may be used for the purchase of Controlled Equipment, however, because of the nature of the equipment and the potential impact on the community, there are additional and specific requirements in order to acquire this equipment.

Refer to IB 407a *Use of Grant Funds for Controlled Equipment: Update for Fiscal Year 2017*, for the complete *Controlled Equipment List*, information regarding the *Controlled Equipment Request Form*, and a description of the specific requirements for acquiring controlled equipment with DHS/FEMA grant funds. For additional information on controlled equipment refer to Executive Order (EO) 13688 Federal Support for Local Law Enforcement Equipment Acquisition, and the Recommendations Pursuant to Executive Order 13688.

## **15.9 Requirements for Small Unmanned Aircraft System**

All requests to purchase Small Unmanned Aircraft System (SUAS) with FEMA grant funding must also include the policies and procedures in place to safeguard individuals’ privacy, civil rights, and civil liberties of the jurisdiction that will purchase, take title to, or otherwise use the SUAS equipment, see Presidential Memorandum: Promoting Economic Competitiveness While Safeguarding Privacy, Civil Rights, and Civil Liberties, in Domestic Use of Unmanned Aircraft Systems, issued February 20, 2015.



## **15.10 Critical Emergency Supplies**

In order to further DHS/FEMA's mission, critical emergency supplies, such as shelf stable products, water, and basic medical supplies are an allowable expense under SHSP and UASI. Prior to the allocation of grant funds for stockpiling purposes, each state must have DHS/FEMA's approval of a five-year viable inventory management plan which should include a distribution strategy and related sustainment costs if planned grant expenditure is over \$100,000. If grant expenditures exceed the minimum threshold, the five-year inventory management plan will be developed by the recipient and monitored by FEMA GPD with the assistance of the FEMA Logistics Management Directorate (LMD). FEMA GPD will coordinate with LMD and the respective FEMA Region to provide program oversight and technical assistance as it relates to the purchase of critical emergency supplies under UASI. FEMA GPD and LMD will establish guidelines and requirements for the purchase of these supplies under UASI and monitor development and status of the state's inventory management plan.

States (through their Emergency Management Office) are strongly encouraged to consult with their respective FEMA Regional Logistics Chief regarding disaster logistics- related issues. States are further encouraged to share their DHS/FEMA approved plan with local jurisdictions and Tribes

## **15.11 Construction and Renovation**

Project construction using UASI funds may not exceed the greater of \$1,000,000 or 15% of the grant award. For the purposes of the limitations on funding levels, communications towers are not considered construction.

Written approval must be provided by FEMA prior to the use of any HSGP funds for construction or renovation. When applying for construction funds, including communications towers, at the time of application, Proposers are highly encouraged to submit evidence of approved zoning ordinances, architectural plans, any other locally required planning permits and documents, and to have completed as many steps as possible for a successful EHP review in support of their proposal for funding (e.g., completing the FCC's Section 106 review process for tower construction projects; coordination with their State Historic Preservation Office to identify potential historic preservation issues and to discuss the potential for project effects). FEMA is legally required to consider the potential impacts of all projects on environmental resources and historic properties. Proposers must comply with all applicable environmental planning and historic preservation (EHP) laws, regulations, and Executive Orders (EOs) in order to draw down their HSGP grant funds. Completed EHP review materials for construction and communication tower projects must be submitted as soon as possible to get approved by the end of the period of performance. EHP review materials should be sent to [gpdehpinfo@fema.gov](mailto:gpdehpinfo@fema.gov).

HSGP Proposers wishing to use funds for construction projects must comply with the *Davis-Bacon Act* (40 U.S.C. 3141 *et seq.*). Recipients must ensure that their contractors or subcontractors for construction projects pay workers employed directly at the work-site no less than the prevailing wages and fringe benefits paid on projects of a similar character. Additional

information, including Department of Labor wage determinations, is available from the following website: <http://www.dol.gov/compliance/laws/comp-dbra.htm>.

## 15.12 Personnel

Personnel hiring, overtime, and backfill expenses are permitted under this grant in order to perform allowable HSGP planning, training, exercise, and equipment activities. Personnel may include but are not limited to: training and exercise coordinators, program managers for activities directly associated with SHSP and UASI funded activities, intelligence analysts, and statewide interoperability coordinators (SWIC).

In general, the use of grant funds to pay for staff and/or contractor regular time or overtime/backfill is considered a personnel cost. Grant funds may not be used to support the hiring of any personnel for the purposes of fulfilling traditional public health and safety duties or to supplant traditional public health and safety positions and responsibilities.

The following are definitions as it relates to personnel costs:

- *Hiring*. State and local entities may use grant funding to cover the salary of newly hired personnel who are exclusively undertaking allowable /DHS/FEMA program activities as specified in this guidance. This may not include new personnel who are hired to fulfill any non-DHS/FEMA program activities under any circumstances. Hiring will always result in a net increase of Full Time Equivalent (FTE) employees.
- *Overtime*. These expenses are limited to the additional costs which result from personnel working over and above 40 hours of weekly work time as a direct result of their performance of DHS/FEMA-approved activities specified in this guidance. Overtime associated with any other activity is not eligible.
- *Backfill-related Overtime*. Also called “Overtime as Backfill,” these expenses are limited to overtime costs which result from personnel who are working overtime (as identified above) to perform the duties of other personnel who are temporarily assigned to DHS/FEMA-approved activities outside their core responsibilities. Neither overtime nor backfill expenses are the result of an increase of FTE employees.
- *Supplanting*. Grant funds will be used to supplement existing funds, and will not replace (supplant) funds that have been appropriated for the same purpose. Applicants or recipients may be required to supply documentation certifying that a reduction in non-Federal resources occurred for reasons other than the receipt or expected receipt of Federal funds.

## 15.13 Operational Packages

Proposers may elect to pursue operational package (OPack) funding, such as Canine Teams, Mobile Explosive Screening Teams, and Anti Terrorism Teams, for new capabilities as well as sustain existing OPacks. Proposers must commit to minimum training standards to be set by the Department for all federally funded security positions. Proposers must also ensure that the capabilities are able to be deployable, through EMAC, outside of their community to support

regional and national efforts. When requesting OPacks-related projects, Proposers must demonstrate the need for developing a new capability at the expense of sustaining existing core capability.

#### **15.14 Unallowable Costs**

Per FEMA policy, the purchase of weapons and weapons accessories is not allowed with HSGP funds.

#### **15.15 Prohibited Equipment**

Funds may not be used for the purchase of Prohibited Equipment. Refer to IB 407a *Use of Grant Funds for Controlled Equipment: Update for Fiscal Year 2017* for the most up to date *Prohibited Equipment List*. For additional information on Prohibited Equipment see Executive Order (EO) 13688 Federal Support for Local Law Enforcement Equipment Acquisition, and the Recommendations Pursuant to Executive Order 13688.

#### **15.16 Unauthorized Exercise Costs**

Unauthorized exercise-related costs include:

- Reimbursement for the maintenance and/or wear and tear costs of general use vehicles (e.g., construction vehicles), medical supplies, and emergency response apparatus (e.g., fire trucks, ambulances).
- Equipment that is purchased for permanent installation and/or use, beyond the scope of the conclusion of the exercise (e.g., electronic messaging signs).



00000-FY18 Bay Area UASI  
00438 - P25 Radio Purchase  
Funding Category: East Bay Hub  
Amount Requested: \$510,775

Status: PENDING

### Project Lead

**Name:\*** Mr. Joseph Hughes  
Salutation First Name Middle Name Last Name

**Title:** Undersheriff

**Email:** joseph.hughes@bapsa.gov

**Address:** 123 Mainstreet  
 Suite 1  
 Dublin California 94568  
City State/Province Postal Code/Zip

**Phone:\*** 510-555-1212 123  
Phone Ext.

### Organization Information

**Organization Name:** Bay Area Public Safety Agency

**Organization Type:** County Government

**Organization Website:** www.bapsa.gov

**Address:** 578 Main st.  
 1st Floor  
 Dublin California 94568  
City State/Province Postal Code/Zip

**Phone:\*** 510-555-1212 123  
Ext.

**Fax:** 510-555-1213

**E-mail Address** bapsa@countygov.org

---

## Funding Categories

**All Bay Area UASI projects must benefit two or more Operational Areas (counties).**

**Core City Projects:** Only agencies affiliated with the cities of Oakland, San Francisco, and San Jose are eligible to apply for and receive core city funding.

**Hub Projects**

North Bay Hub: Marin, Napa, Solano, Sonoma

East Bay Hub: Alameda, Contra Costa

South Bay Hub: Monterey, San Benito, Santa Clara, Santa Cruz

West Bay Hub: San Francisco, San Mateo

**Regional Projects:** All regional projects must benefit three or more hubs in an equitable manner.

**Please select the appropriate funding category for your project:** East Bay Hub

**Please describe how your project will benefit more than two operational areas (counties)?**

This cache of radios will be shared will Alameda and Contra Costa Counties.

*500 Characters Maximum*

---

## Department Head Approval

Have you received approval from your department head to submit this application?

Yes

Name

John

Smith

FIRST

LAST

Title

Sheriff

Agency

Local County Sheriff's Office

Email

sheriff@bayareacounty.org

Phone

555-111-2222

## Project Description

<b>Select a goal:</b>	Goal 3: Communications
<b>Select a Priority Capability Objective:</b>	Objective 3.1 Operational Communications
<i>Objective</i>	
<b>Select the most applicable FEMA Core Capability for your project:</b>	Operational Communications
<b>Select a nexus to terrorism: This project will enhance regional capacity to:</b>	Respond to Terrorist Attacks
<b>Describe the nexus to terrorism in detail:</b>	This cache of interoperable radios will allow us to communicate effectively during a mutual aid terrorist incident.
<b>Select all applicable outcomes:</b>	
<i>a) During the first 24 hours following a no-notice incident, responders share mission critical voice information with each other and with responders from across the Bay Area region.</i>	Yes
<i>b) Ensure local or regional emergency communications systems are based on established governance, standard operating procedures, and technology.</i>	Yes
<b>Project Summary- Provide a brief description of your project:</b>	We would like to purchase a cache of P25 Interoperable Radios for response operations during a major terrorist incident that requires mutual aid.
<b>Please provide an inventory of the requested item currently used in the county:</b>	50 Radios in Department/ 450 Countywide

## Project Timeline

<b>Total Project Time</b>	01/01/2019	12/31/2019
<i>Months</i> 12	Project Start Date	Project End Date

### Project Dates

## Milestones

<b>Milestones Minimum 5</b>	<b>Estimated Completion Date</b>
Obtain Quotes	01/13/2019
Issuance Of PO	02/01/2019
Receive Equipment	04/15/2019
Test Equipment	05/15/2019
Submit Reimbursement Documentation	12/31/2019

## Compliance Requirements

This project will require sole source approval:

This project will require a watercraft request form:

This project will require an aviation request form:

This project will require an Emergency Operation Center request form:

This project will require a performance bond:

This project will require grant funded personnel:

(No supplanting-. Each personnel position must complete a separate application)

**Will you select one of these items in your Equipment Budget form?**

01LE-01-HLMT Helmet, Ballistic

01LE-01-SHLD Shield, Ballistic, Protection Against Small Arms

02EX-00-EXEN Equipment, Explosive Entry

02EX-00-EXTR Materials, Energetic, Bomb Squad Training

03OE-07-SUAS System, Small Unmanned Aircraft

12VE-00-CMDV Vehicle, Command, Mobile

12VE-00-MISS Vehicle, Specialized Mission, CBRNE

12VE-00-SPEC Vehicle, Specialized Emergency Management

---

## Project Budget POETE

Category: Fill In amounts in any applicable category:

Planning:	\$0.00
Organization:	\$0.00
Equipment:	\$510,775.00
Training:	\$0.00
Exercises:	\$0.00

### Equipment Details

Select a category of FEMA Authorized Equipment	Select the appropriate AEL #	Quantity	Price Each	Sales Tax	Shipping	Training	Installation	Subtotal
Interoperable Communications Equipment	06CP-01- PORT Radio, Portable	100.0	\$4,750.00	7.5%	\$150.00	\$0.00	\$0.00	<b>\$510,775</b>
<b>Equipment Totals:</b>			<b>\$475,000.00</b>	<b>\$35,625.00</b>	<b>\$150.00</b>	<b>\$0.00</b>	<b>\$0.00</b>	<b>\$510,775</b>

---

**Total Amount Requested:           \$510,775**





**To: Bay Area UASI Approval Authority**  
**From: Barry Fraser, BayRICS General Manager**  
**Date: July 13, 2017**  
**Re: Item 10: BayRICS JPA Quarterly Report**

---

**Staff Recommendation:**

No recommendation

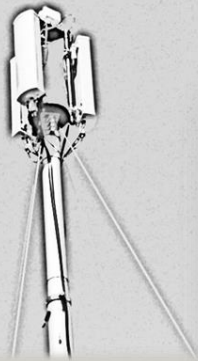
**Action or Discussion Items:**

Discussion, Possible Action

**Discussion:**

BayRICS General Manager Barry Fraser will provide a quarterly report on the strategic initiatives, progress report, and future goals of the BayRICS Authority. The attached Appendix A is a PowerPoint presentation summarizing the highlights of the report.

# BAYRICS UPDATE FOR BAY AREA UASI



**BARRY FRASER  
GENERAL MANAGER  
BAYRICS AUTHORITY  
JULY 13, 2017**

# WHAT I WILL COVER

- FirstNet-AT&T Plan Review Timelines
- How to Participate
- CalFRN California Priorities
- BayRICS P25 Operators Advisory Committee

# FIRSTNET-AT&T TIME LINE

March 30, 2017

- Contract Award to AT&T

June 19, 2017

- States Receive Draft State Plans

June 19-Aug. 3, 2017

- State Comment Period

Aug.-Sept., 2017

- FirstNet-AT&T Review Comments

Sept.-Dec., 2017

- Final State Plan/90-Day Notice to Governor

Dec. 2017

- Governor's Decision Deadline



YOU  
ARE  
HERE

# HOW TO PARTICIPATE

- ✓ Review the AT&T Proposed Service:  
[www.firstnet.com](http://www.firstnet.com)
- ✓ Attend an Outreach Meeting
  - ✓ *Today at 1:00 PM in this room*
  - ✓ *For other meetings, visit*  
[www.firstnetinCalifornia.org](http://www.firstnetinCalifornia.org)
- ✓ Submit Your Comments
  - ✓ *During an Outreach Meeting*
  - ✓ *Online at* [www.firstnetinCalifornia.org](http://www.firstnetinCalifornia.org)
  - ✓ *Email to BayRICS at* [info@BayRICS.net](mailto:info@BayRICS.net)
- ✓ Governor's "Opt-In" Decision
- ✓ Agency "Opt-In" Decision

# CALFRN CALIFORNIA PRIORITIES

<b>Coverage</b>	
Rural Coastline Mexico Border In-Building	Tribal Network Capacity Timeline for Deployment Other?
<b>Network</b>	
Architecture Cyber Security Deployables Priority/Preemption/QoS	Service Availability Testing Early Builder Integration Other?
<b>Cost and Services</b>	
Cost Devices Applications Integration PSAP Data & CAD Interface CLETS & Critical Data Access	Customer Service Quality Financial Stability Training Other?

# BAYRICS P25 OPERATORS ADVISORY GROUP

- Host Monthly P25 Operators Open Forum:
  - *Jan-Feb. -- System Key Exchange*
  - *March -- Capabilities Gaps Discussion*
  - *April -- Update from Budge Currier, California SWIC*
  - *May-June -- P25 User Licenses for Mutual Aid Regional Partners*
- Discuss Interoperable Capabilities Gaps:
  - *Determine need for training, exercise or regional planning (TICP)*
  - *Recommendations Due September 2017*



**To: Bay Area UASI Approval Authority**

**From: Tristan Levardo, CFO**

**Date: July 13, 2017**

**Re: Item 11: UASI Travel Expenditures**

---

**Staff Recommendation:**

No recommendation

**Action or Discussion Item:**

Discussion, Possible Action

**Summary**

The travel expenses by the Bay Area UASI for the period of January 1, 2017 to June 30, 2017 are summarized below.

Employee, Jurisdiction	Destination	Travel Dates	Total Charges	Funding Source	Purpose
Corinne Bartshire, Management Team	Buffalo, NY	6/5/17-6/8/17	1,258.33	FY15 UASI	2017 Annual Homeland Security Conference
Craig Dziedzic, Management Team	San Luis Obispo, CA	11/28/16-12/02/16	1,392.13	FY15 UASI	International Terrorism Training
Craig Dziedzic, Management Team	San Luis Obispo, CA	1/22/17-1/25/17	1,078.78	FY15 UASI	Domestic Terrorism Training
Craig Dziedzic, Management Team	Sacramento, CA	2/7/17-2/8/17	321.54	FY15 UASI	Homeland Security Advisory Committee Meeting
Craig Dziedzic, Management Team	San Bernardino, CA	4/30/17-5/4/17	1,383.77	FY15 UASI	CSTI Terrorism III Course



Craig Dziedzic, Management Team	Buffalo, NY	6/4/17- 6/9/17	1,709.25	FY15 UASI	2017 Annual Homeland Security Conference
Mikyung Kim- Molina, Management Team	Buffalo, NY	6/5/17- 6/8/17	1,264.29	FY15 UASI	2017 Annual Homeland Security Conference
Mary Landers, Management Team	Arlington, VA	4/17/17- 4/21/17	2,586.88	FY16 UASI	Annual NGMA Training
Mary Landers, Management Team	Buffalo, NY	6/4/17- 6/9/17	1,747.10	FY15 UASI	2017 Annual Homeland Security Conference
Tristan Levarado, Management Team	Arlington, VA	4/17/17- 4/20/17	2,216.19	FY16 UASI	Annual NGMA Training
Li Liu, Management Team	Emmitsburg, MD	4/16/17- 4/21/17	1,140.83	FY15 UASI	FEMA Grants Management Course
Janell Myhre, Management Team	Buffalo, NY	6/4/17- 6/9/17	1,545.54	FY15 UASI	2017 Annual Homeland Security Conference
Amy Ramirez, Management Team	Buffalo, NY	6/5/17- 6/9/17	1,547.20	FY15 UASI	2017 Annual Homeland Security Conference
Amy Ramirez, Management Team	Mather, CA	6/15/17- 6/16/17	367.30	FY15 UASI	CalOES Strategy Meeting
Corey Reynolds, Management Team	Redlands, CA	1/9/17- 1/12/17	682.64	FY15 UASI	Emerging Leaders Program
Corey Reynolds, Management Team	Miami, FL	3/19/17- 3/22/17	1,415.03	FY15 UASI	Emerging Leaders Program
Corey Reynolds, Management Team	Las Vegas, NV	3/28/17- 3/31/17	860.33	FY15 UASI	Public Safety Communications Conference
Corey Reynolds, Management Team	Buffalo, NY	6/5/17- 6/8/17	1,257.04	FY15 UASI	2017 Annual Homeland Security Conference

Catherine Spaulding, Management Team	Buffalo, NY	6/4/17-6/9/17	1,763.66	FY15 UASI	2017 Annual Homeland Security Conference
Yoshimi Saito, Management Team	Seattle, WA	6/18/17-6/21/17	1,387.82	FY15 UASI	Grant Management Class
Michael Dayton	Buffalo, NY	6/5/17-6/9/17	1,928.89	FY15 UASI	2017 Annual Homeland Security Conference
Anne Kronenberg, San Francisco	Miami, FL	3/19/17-3/23/17	1,128.76	FY15 UASI	Big City Emergency Managers Spring 2017 Meeting
Anne Kronenberg, San Francisco	Washington, D.C.	4/19/17-4/21/17	999.26	FY15 UASI	Congressional Education Meetings
TOTAL			\$ 30,982.56		